

Contents

2022/2023 ANNUAL STATISTICAL REPORT	3
TREND ANALYSIS	4
SUPREME COURT	8
COURT OF APPEAL	11
HIGH COURT (CIVIL)	14
HIGH COURT CIVIL CASES	16
HIGH COURT (CRIMINAL)	17
HIGH COURT CRIMINAL CASES	19
CIRCUIT COURT CIVIL	20
CIRCUIT COURT CRIMINAL	23
DISTRICT COURTS (CIVIL)	26
DISTRICT COURTS (CRIMINAL)	29

LIST OF FIGURES

FIGURE I	4
FIGURE II	5
FIGURE III	6
FIGURE IV	8
FIGURE V	9
FIGURE VI	11
FIGURE VII	12
FIGURE VIII	14
FIGURE IX	15

FIGURE X	17
FIGURE XI	18
FIGURE XII	20
FIGURE XIII	21
FIGURE XIV	23
FIGURE XV	24
FIGURE XVI	26
FIGURE XVII	27
FIGURE XVIII	29
FIGURE XIX	30

2022/2023 ANNUAL STATISTICAL REPORT

This report presents data on caseload statistics from the Supreme, Appeal, High, Circuit and District courts. A comparative analysis is done on the various cases at all Court levels for the reporting legal years under study.

The analysis of the data reveals the trends in caseloads over the years, taking into consideration the rate at which cases are filed, concluded and number of cases pending at the beginning and end of the periods under study as well as recommendations. For an easy reference to each case category, the following acronyms will be employed throughout this report;

- Cases Pending at the Beginning – CPB
- Cases Filed – CF
- Cases Concluded – CC
- Cases Pending at the End – CPE

To ascertain the resolution rate, the following formula was employed;

$$\textit{Resolution Rate (rr)} = [CC / (CPB + CF)] \times 100$$

TREND ANALYSIS

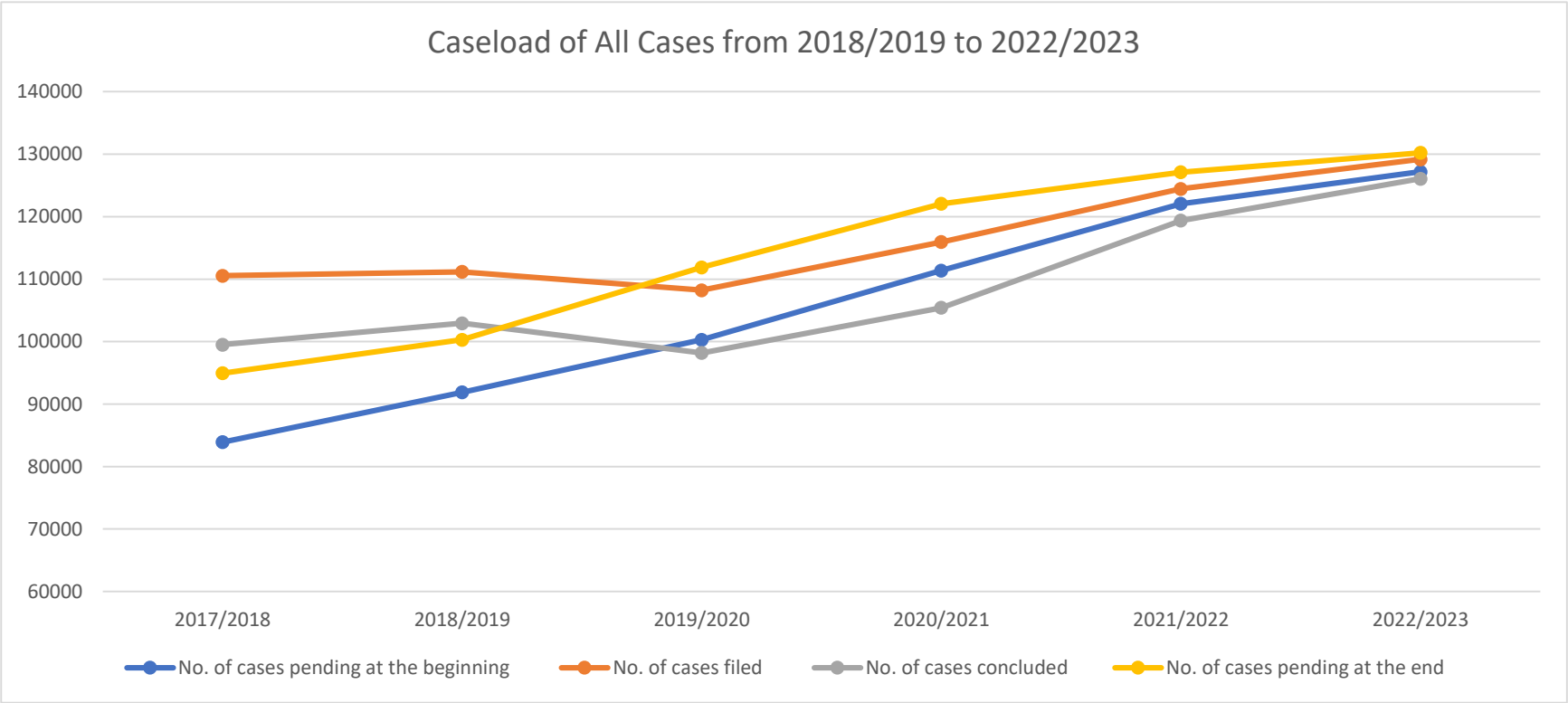


Figure 1

COMPARISM OF BRIEF CASELOAD STATISTICS FOR THE 2021/2022 AND 2022/2023 LEGAL YEARS

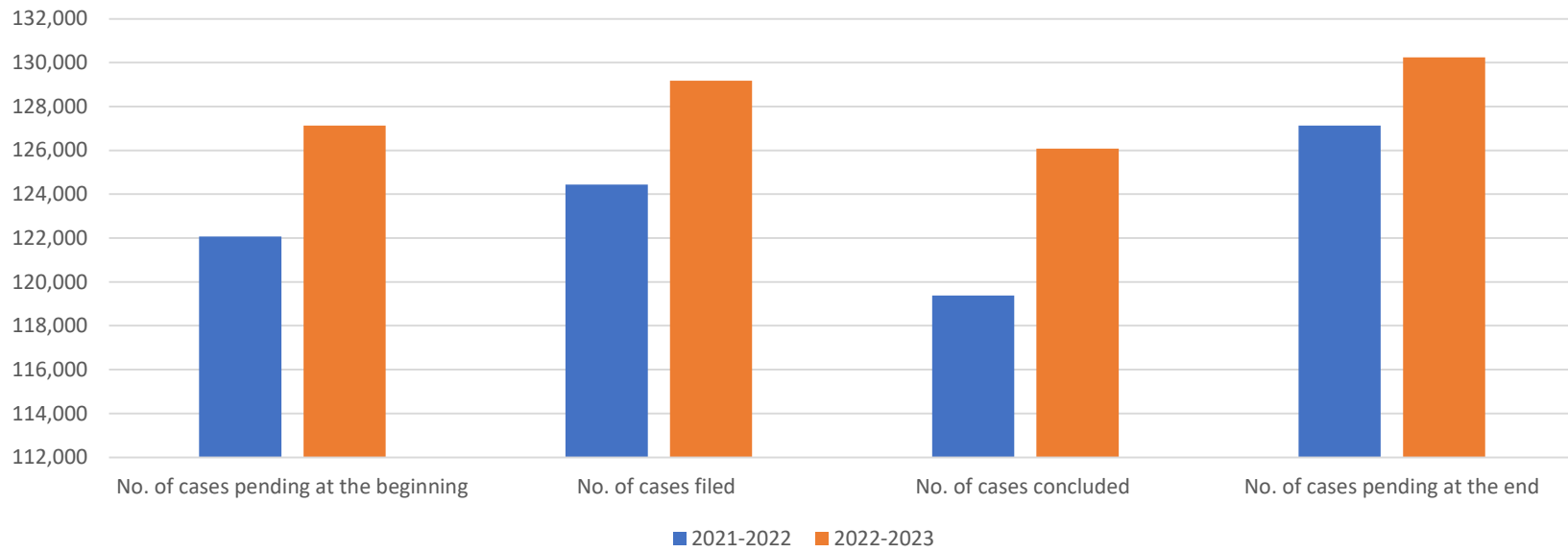


Figure II

BRIEF CASELOAD STATISTICS FOR 2022/2023

LEGAL YEAR

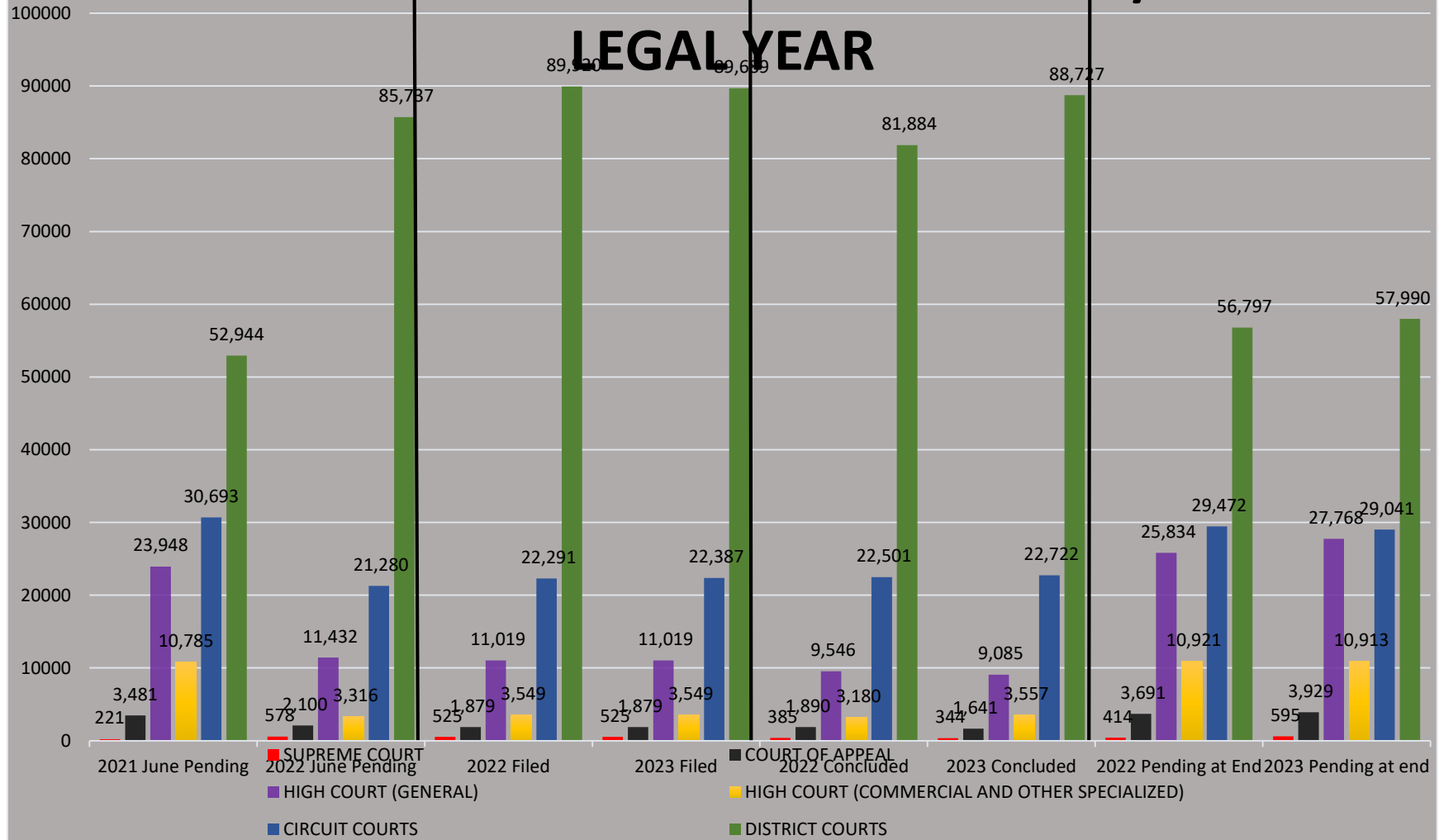


Figure III

Analysis:

- **Cases Pending at the beginning:** As at the beginning of July, 2021, there was 122,072 cases pending as compared to 127,129 cases pending by the beginning of the 2022/2023 Legal Year. Thus, there was additional 5,057 cases recorded as part of backlog by the end of the 2021/2022 Legal Year.
- **Cases Filed:** 124,443 cases were filed in 2021/2022 Legal and 129,252 cases filed in 2022/2023 Legal Year. The difference of 4,809 cases filed can be attributed to the establishment of new Courts within the 2022/2023 Legal Year. Thus, the Judicial Service expect to see an increase in the revenues generated from the Courts.
- **Cases Resolved:** 2021/2022 Legal Year saw 119,386 cases resolved out of the 246,515 (sum of pending cases before the legal year and cases filed within the Legal Year). Thus 48.4% of cases were resolved out of the total cases at hand in 2021/2022 Legal Year.

In the 2022/2023 Legal, 126,119 cases were resolved out of the total of 256,381 cases at hand (sum of cases pending before the Legal Year and cases filed within the Legal Year). Thus 49.2% of cases were resolved out of the total cases at hand. This indicates an insignificant increase (0.8%) in cases resolved in 2022/2023.

- **Cases Pending at the end:** In 2021/2022 Legal Year, 127,129 cases were pending at the end of the legal year and in the 2022/2023 Legal year, 130,262 cases were pending at the end of the Legal Year. Thus, 3,133 were recorded as backlog at the end of the 2022/2023 Legal Year representing a relative increase in the number of cases resolved in 2022/2023 Legal Year.

SUPREME COURT

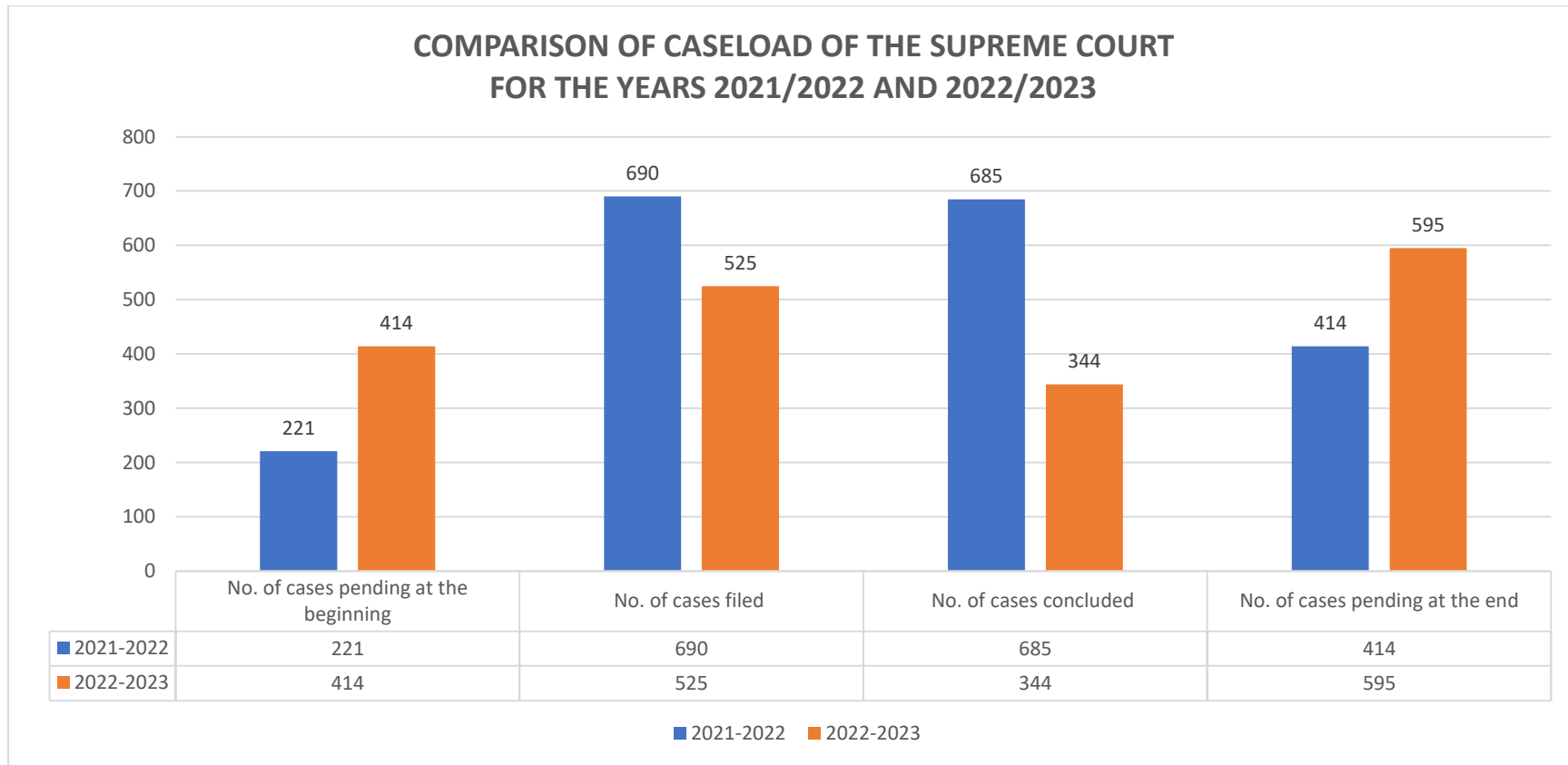


Figure IV

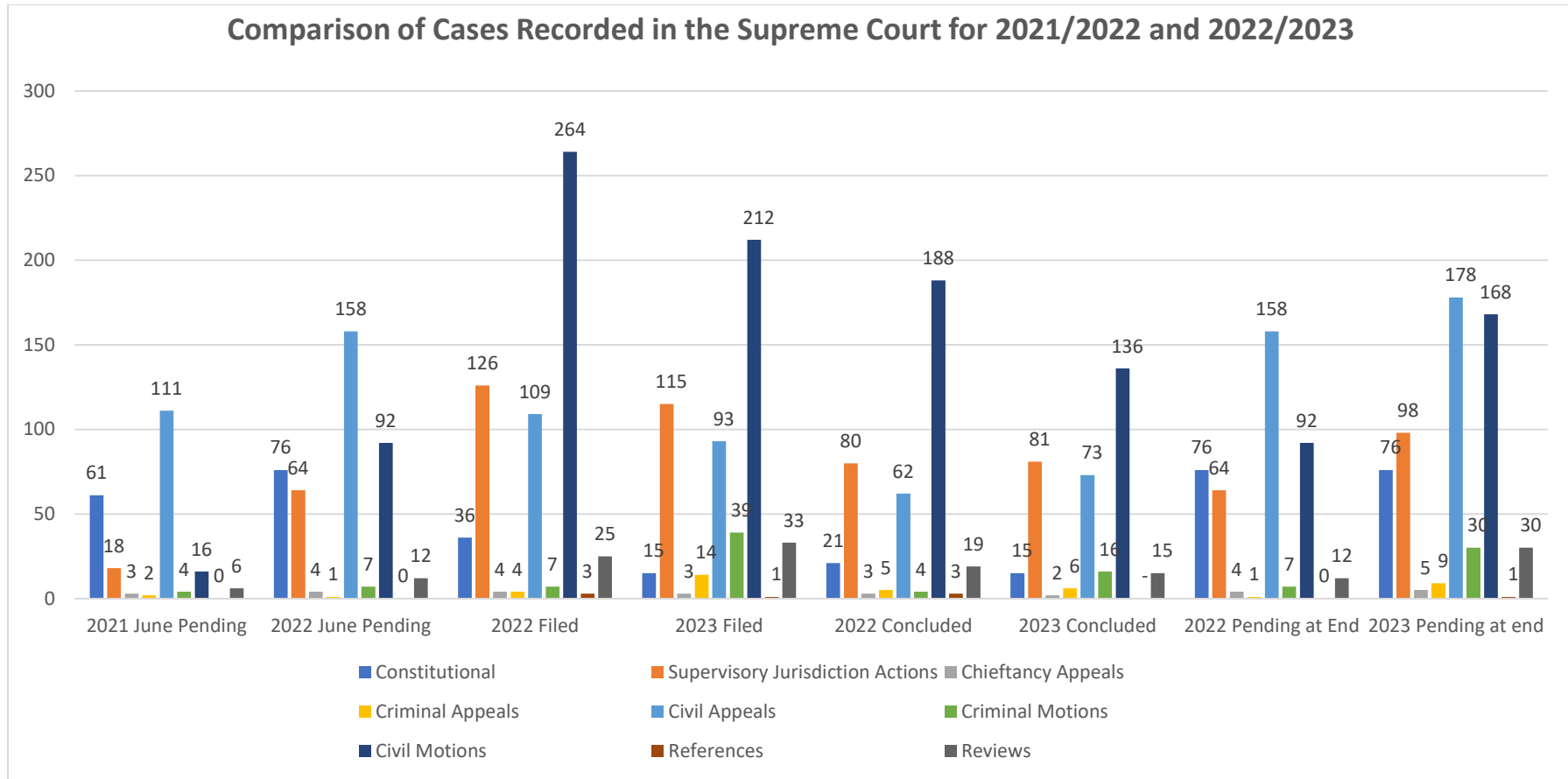


Figure V

- A look at the sectional breakdown of the Supreme Court caseload (see Figs. IV and V) shows that CF in both 2021/2022 and 2022/ 2023 legal years were more than the CPB of both periods.
- In 2021/2022, the Supreme Court case resolution rate was 75.2%. In 2022/2023, the resolution rate declined by 38.6% to 36.6%, a result which can be traced from the low CC in the year under review. (see Fig. IV)

- Generally, there were less cases concluded in 2022/2023 than in 2021/2022 which resulted in the higher CPE of 2022/2023 as against 2021/2022.
- Civil Motions recorded the highest number in Case Loads and of CF between 2022 (264) to 2023 (212) with corresponding highest number of CC between 2022 (188) and 2023 (136). However, Fig. V above showed that, with Civil Motions, there were more CC in 2021/2022 (188) than in 2022/2023 (136); a reflection of the fewer CPE of 2021/2022 (92) as against 2022/2023 (168).
- The 2022/2023 legal year performance declined compared to that of 2021/2022, in conclusion. Therefore, the resolution rate ought to be improved heavily in the subsequent years to reduce cases pending at the end.

COURT OF APPEAL

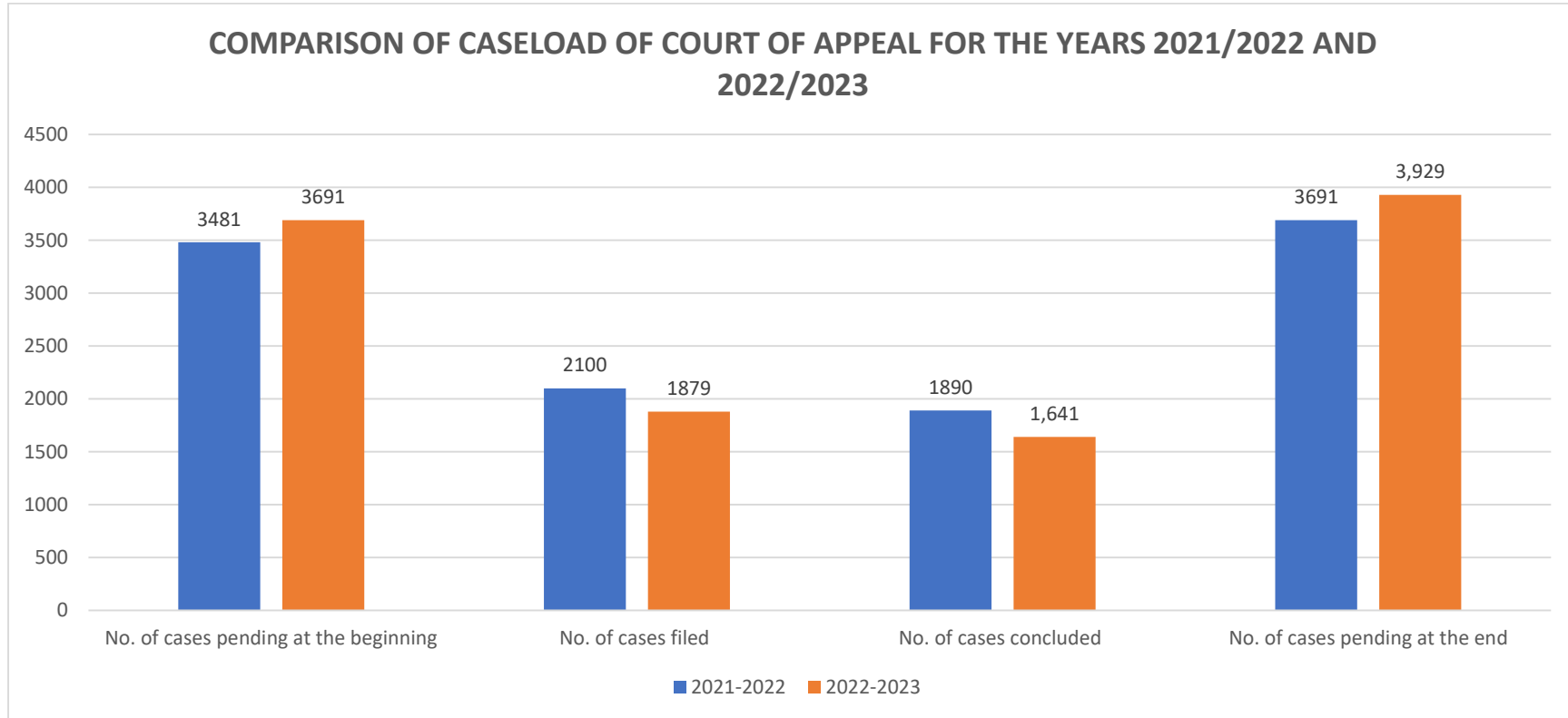


Figure VI

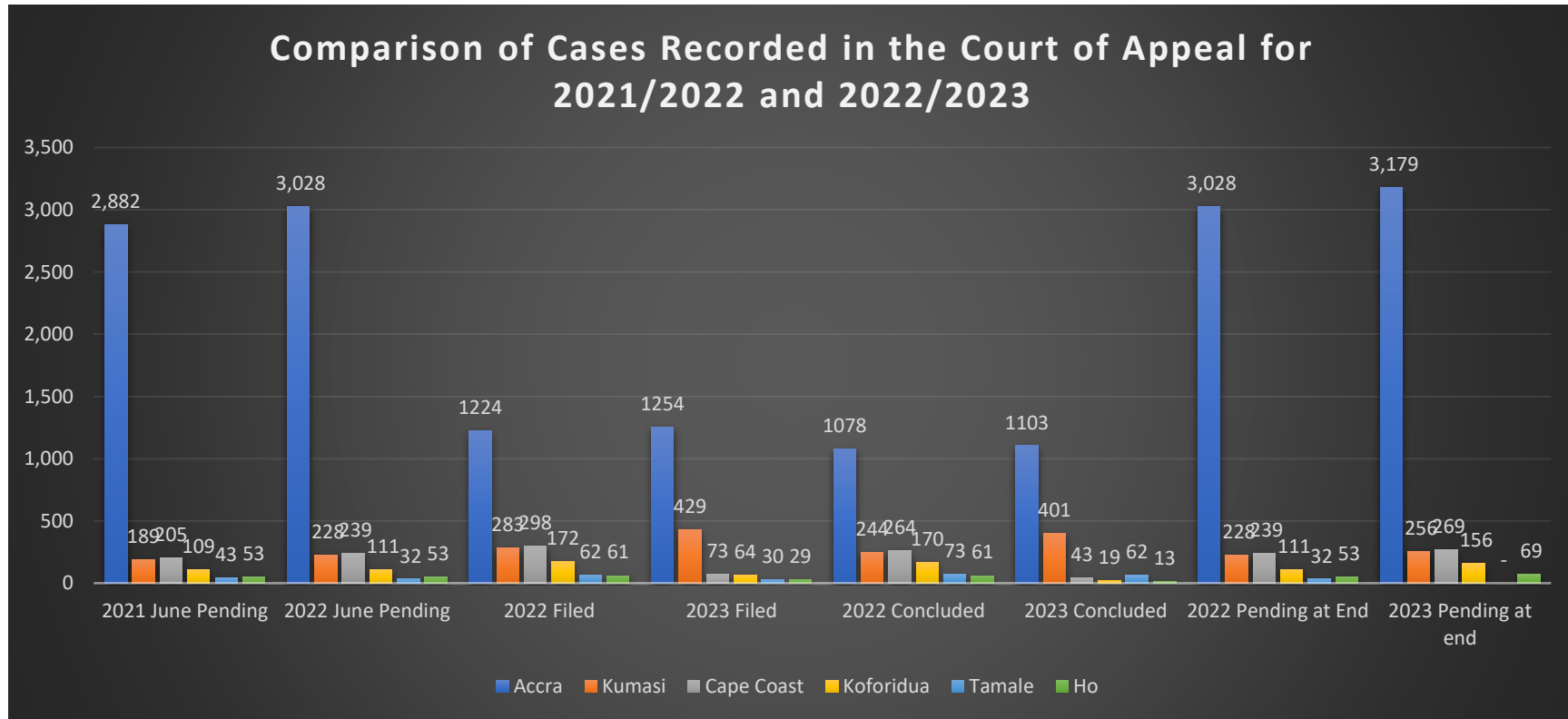


Figure VII

- A look at the sectional breakdown of the Courts of Appeal caseload (see Figs.VI and VII) shows that CF in both 2021/2022 and 2022/ 2023 legal years were lesser than the CPB of both periods.
- In 2021/2022, the Court of Appeal case resolution rate was 33.9%. In 2022/2023, the resolution rate declined by 4.4% to 29.5%, a result which can be traced from the low CC (1,641) in the year under review (see Fig. VI).

- Generally, there were less cases concluded in 2022/2023 than in 2021/2022 which resulted in the higher CPE of 2022/2023 as against 2021/2022.
- As seen in Fig. VII above, the Court of Appeal in Accra over both periods begun with the most CPB, while the Courts of Appeal in Ho and Tamale begun with the least CPB in 2021/2022 and 2022/2023 respectively.
- Cases filed were minimal, overall, with the Court of Appeal in Accra recording the most count (1,254 in 2022/2023) during the legal year. (see Fig. VII)

HIGH COURT (CIVIL)

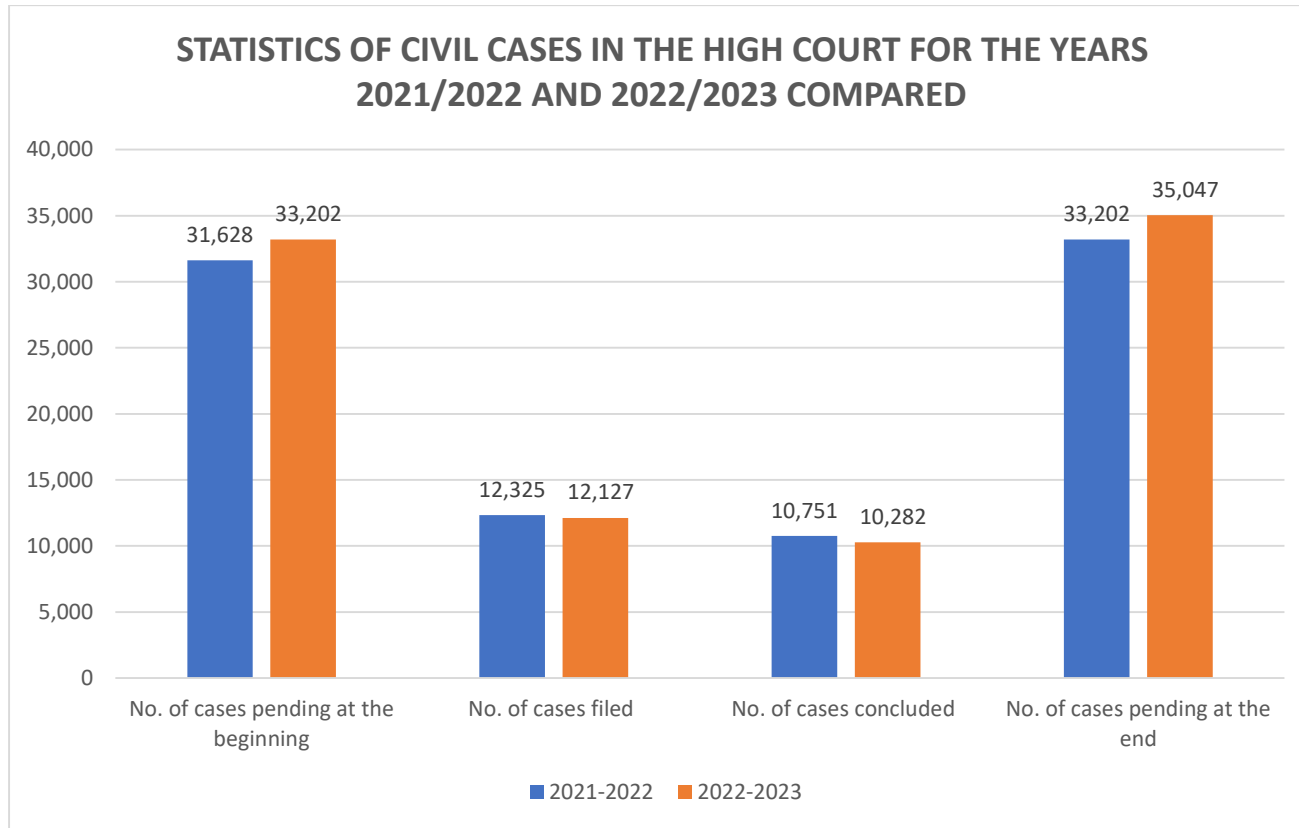


Figure VIII

Civil Cases Recorded in All The High Courts for 2021/2022 and 2022/2023 Compared

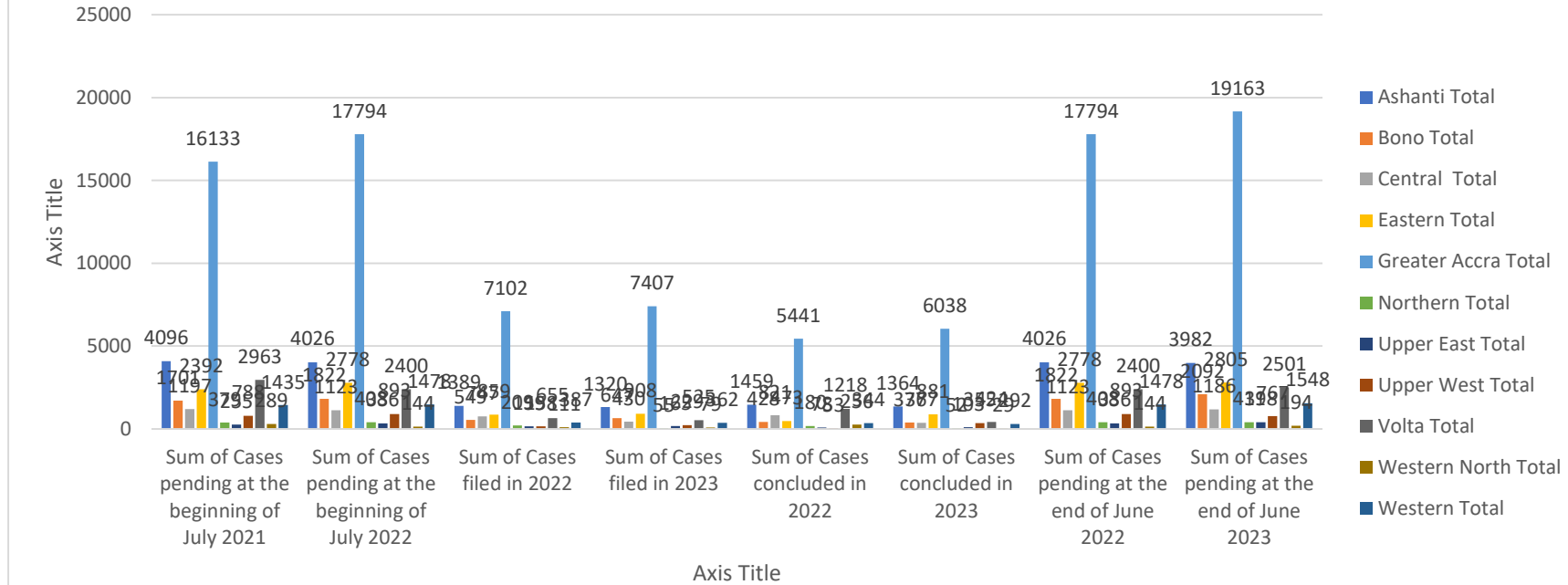


Figure IX

HIGH COURT CIVIL CASES

Cases Pending at the Beginning: In both periods, the number of cases pending at the beginning of the year were strikingly high, with the latter period seeing an increase of 1,594 cases. In 2021/2022, there were 32,167 pending cases, and in 2022/2023, it was 33,761. This suggests that the judicial system started the later period with a significant backlog. (See Fig. VIII)

Cases Filed: The number of cases filed decreased slightly from 12,558 in 2021/2022 to 12,492 in 2022/2023. The decrease was not dramatic though, but this indicates a steady influx of new cases into the system.

Cases Concluded: While there were 10,964 cases concluded in 2021/2022, the number of cases concluded in 2022/2023 decreased to 10,652. This reduction in concluded cases during the latter period may be due to various factors, such as resource constraints, delays in court proceedings, or the complexity of cases.

Cases Pending at the End: Despite concluding a substantial number of cases, the number of pending cases increased from 33,761 at the end of 2021/2022 to 35,601 at the end of 2022/2023. This rise in pending cases can be attributed to the steady rise in the number of cases carried on into the latter legal period as against what was recorded in the period before.

In summary, the data indicates that the Judicial system faced challenges in reducing its backlog of cases during both 2021/2022 and 2022/2023 legal periods. Accra General Jurisdiction consistently stood out in all case categories in both years, playing the highlighted key-role in the noted observation above, suggesting the need for more efficient case management and allocation of resources to address this issue.

HIGH COURT (CRIMINAL)

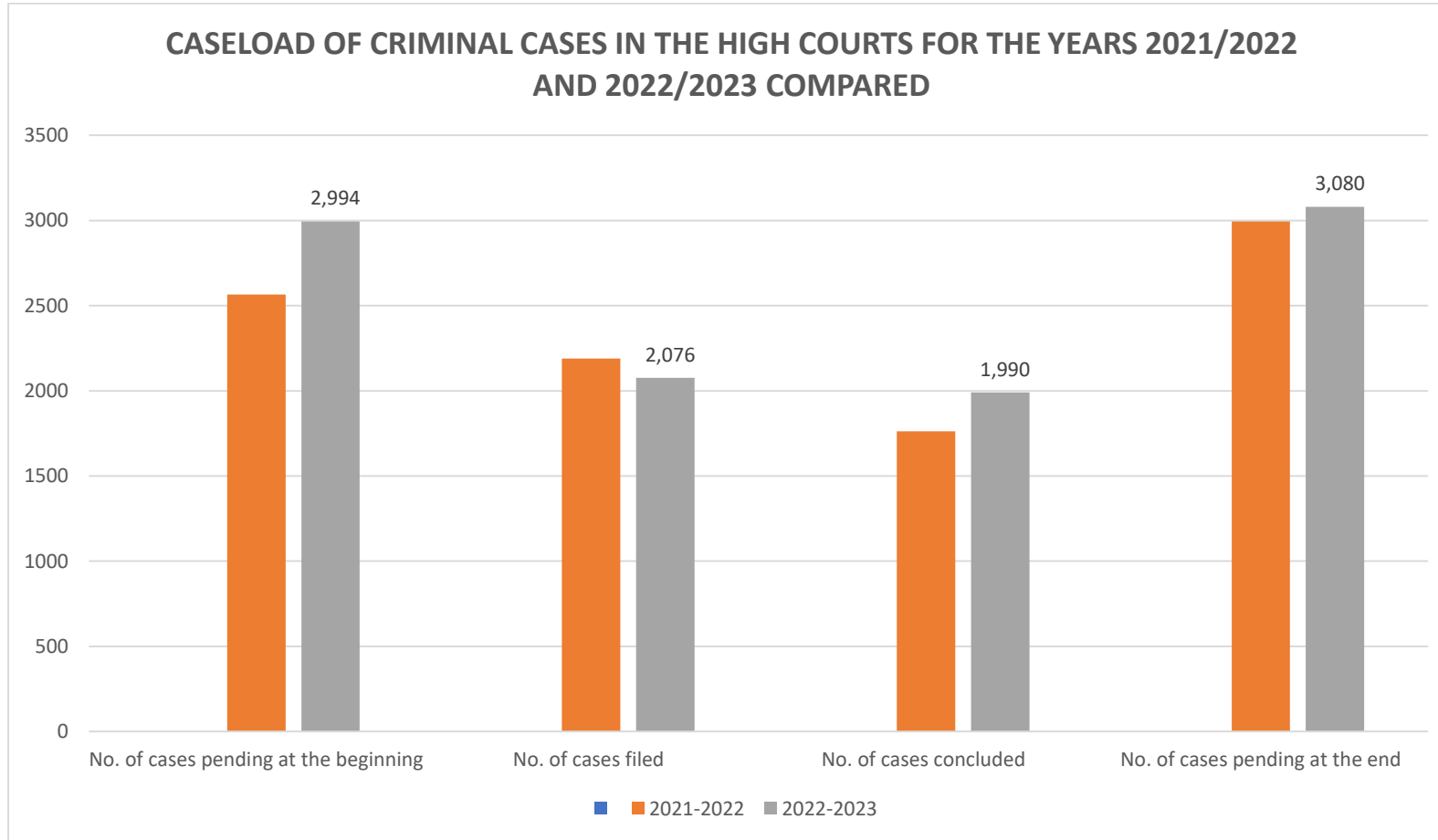


Figure X

Criminal Cases Recorded in All The High Courts for 2021/2022 and 2022/2023 Compared

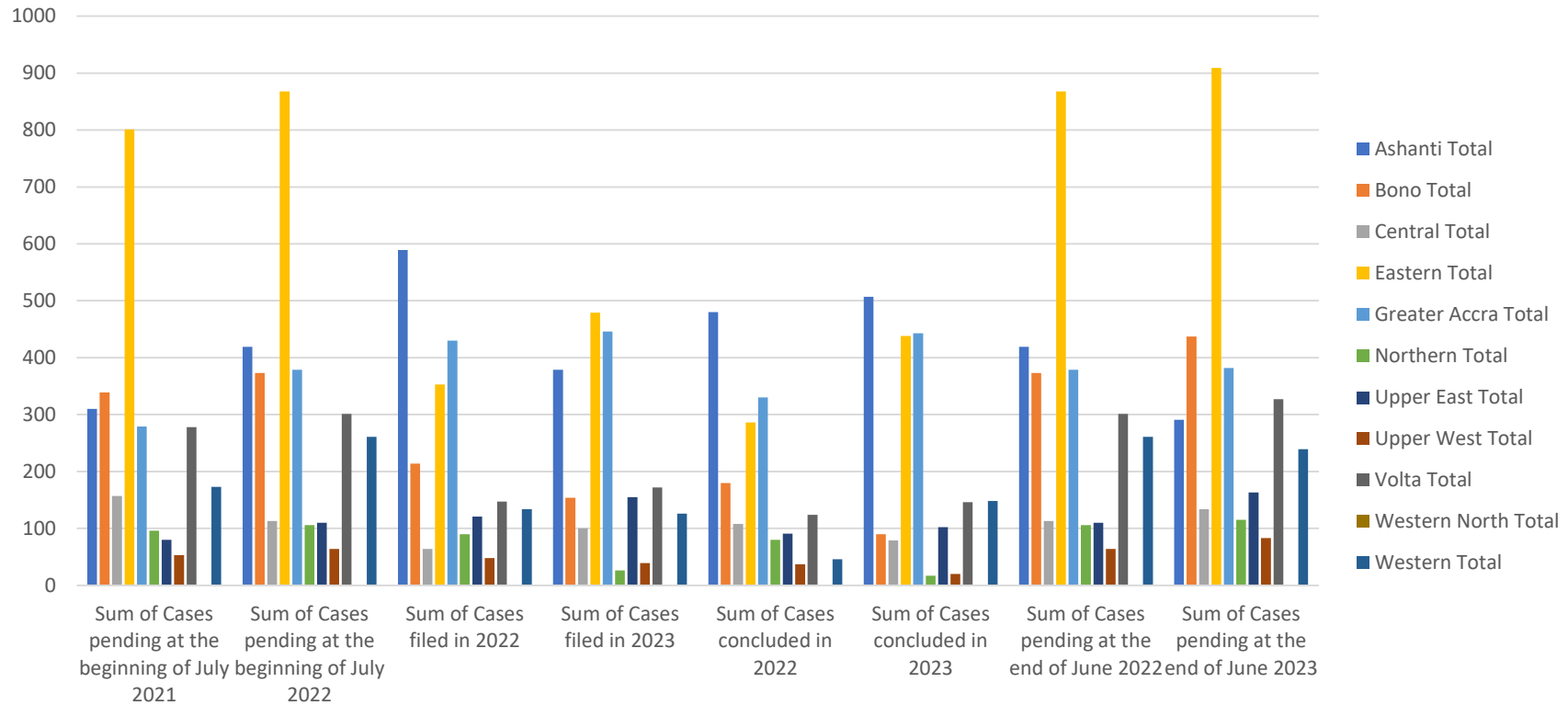


Figure XI

HIGH COURT CRIMINAL CASES

Cases Pending at the Beginning (2021/2022 vs. 2022/2023): At the start of the 2022/2023 period, a total of 2,994 cases pending at the beginning, as recorded, saw a 428-case rise from the 2021/2022 figure of 2566 cases.

Cases Filed (2021/2022 vs. 2022/2023): In the 2021/2022 period, a total of 2,190 new cases were filed. In the 2022/2023 period, there was a slight decrease in the number of cases filed, with 2,076 new cases. This suggests a slightly lower caseload in the later period.

Cases Concluded (2021/2022 vs. 2022/2023): In the 2021/2022 period, a total of 1,762 cases were concluded. In the 2022/2023 period, there was a slight increase in the number of cases concluded, with 1,990 cases. This indicates a slightly higher rate of case resolutions in the later period.

Cases Pending at the End (2021/2022 vs. 2022/2023): In the 2021/2022 period, there were 2,994 cases pending at the end of the year. In the 2022/2023 period, this number increased to 3,080 cases pending at the end. This suggests that despite a higher rate of case resolutions, there was still a backlog of cases that persisted into the later period, mainly from the increased pending cases at the beginning.

Overall, the data indicates that though the rate of case resolutions increased with the number of cases filed slightly declining in the 2022/2023 period, the significant rise in the pending cases at the beginning led to a relatively higher number of pending cases at the end. This suggests that the courts were more efficient in concluding cases, but addressing the backlog of pending cases remained a challenge.

CIRCUIT COURT CIVIL

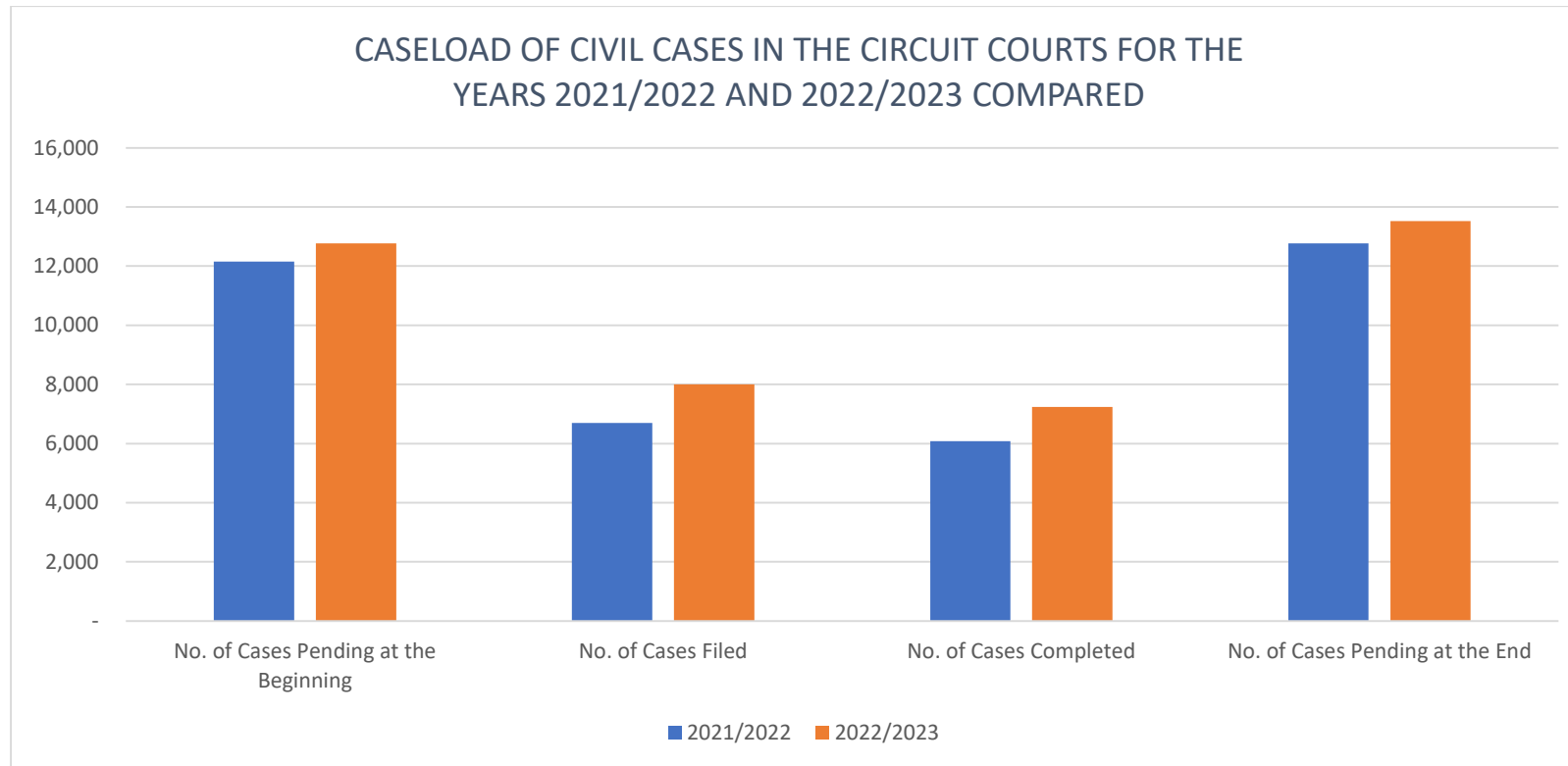


Figure XII

- The total number of cases pending at the Circuit Court nationwide at the beginning of the 2022/2023 legal year was 12768, an increase of 810 cases representing 6.34% compared to the 2021/2022 legal year. (See Fig. XII)
- The Circuit Court nationwide recorded a significant increase in the total number of cases filed in 2022/2023, 8006 cases were filed as compared to 6694 in 2021/2022 legal year, a difference of 1312 cases filed, representing 19.60% increase.
- CC for 2022/2023 (7243) increased by 1159 (19.05%) as against 6,084 CC the previous year 2021/2022, with a resolution rates of 34.91% and 32.27% respectively.

- CPE of June 2023 (13,531) increased by 763 (5.98%) from the 12,768 CPE of June 2022.
- The high CPE in 2021/2022 can be attributed to the lesser number of cases concluded whereas the high CPE in 2022/2023 can be attributed to an increase in the number of cases filed.

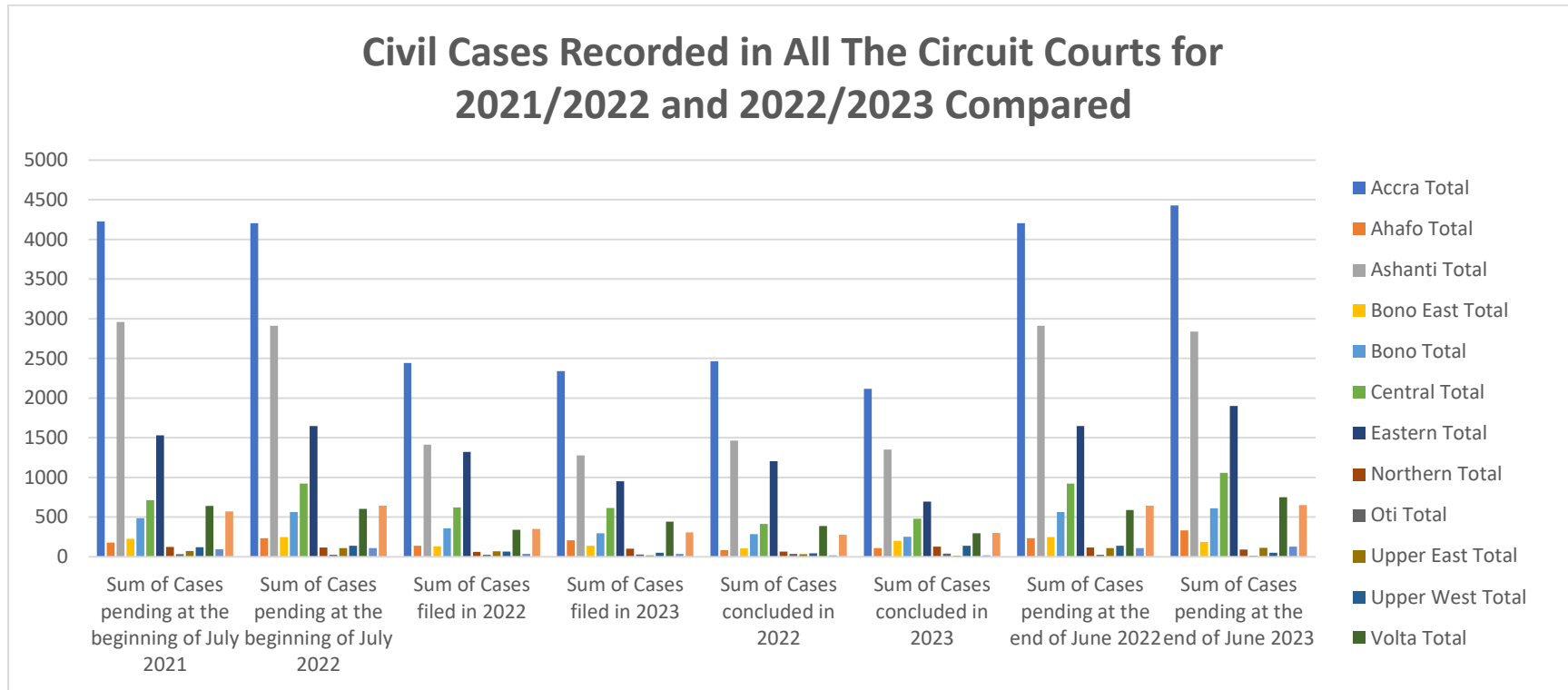


Figure XIII

- The overall CC in 2022/2023 increased by 18.72%, it can be observed from figure XIII that there were significant increases in CC in Ashanti, Eastern, Central, Volta and Ahafo in 2022/2023 than those concluded in the same regions the previous year.
- A careful statistical analysis of the caseload at the Circuit Courts nationwide revealed there were more civil cases pending at the beginning of 2022/2023 legal year at the southern sector (8536 cases) than the northern sector (4232).
- A comparison of cases concluded indicates, there were more cases concluded in the Southern sector (4359 cases) than in the Northern sector (2884 cases).
- A comparison of cases filed indicates, there were more cases filed in the Southern sector (5284 cases) than in the Northern sector (2714 cases).

CIRCUIT COURT CRIMINAL

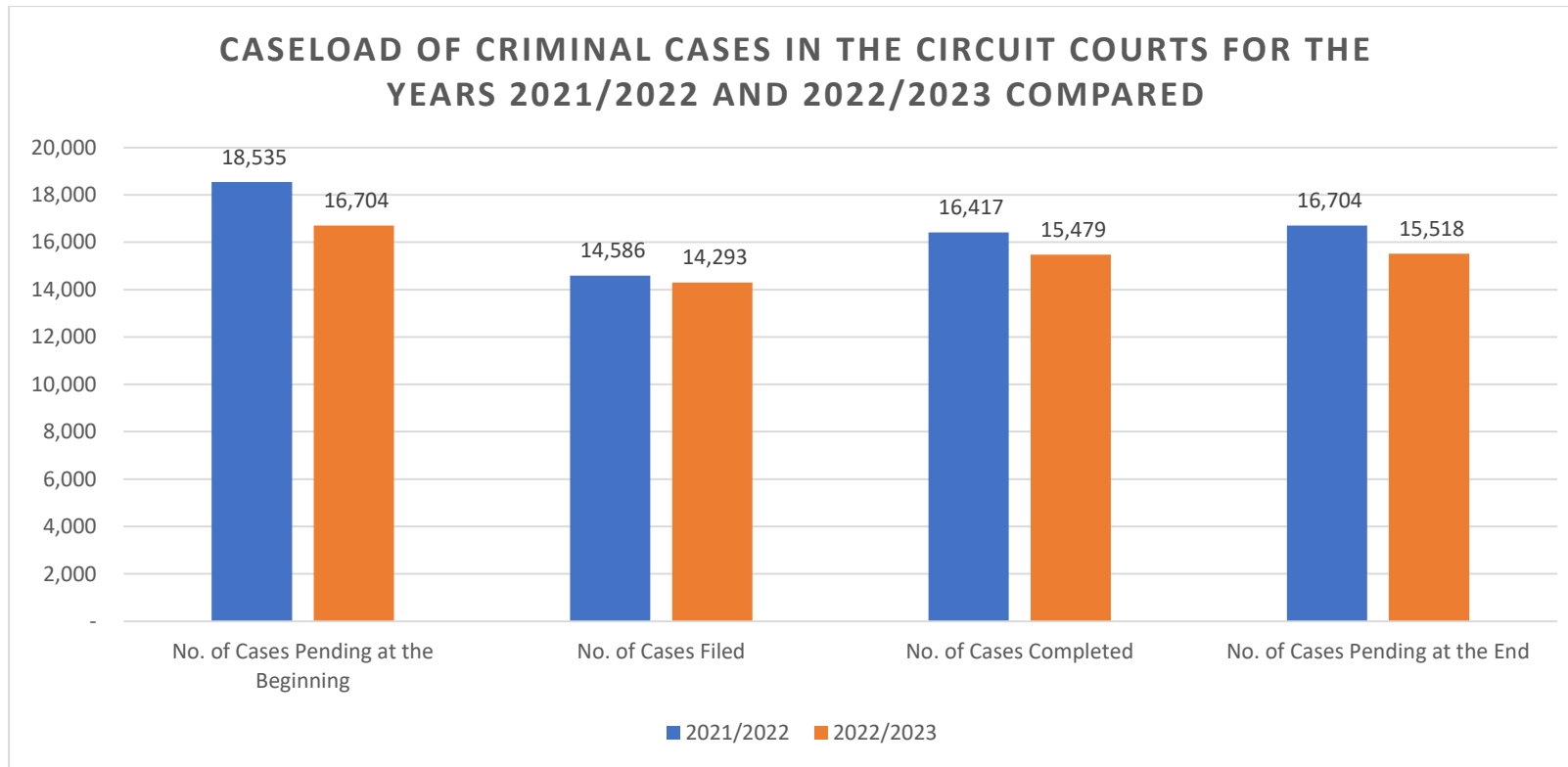


Figure XIV

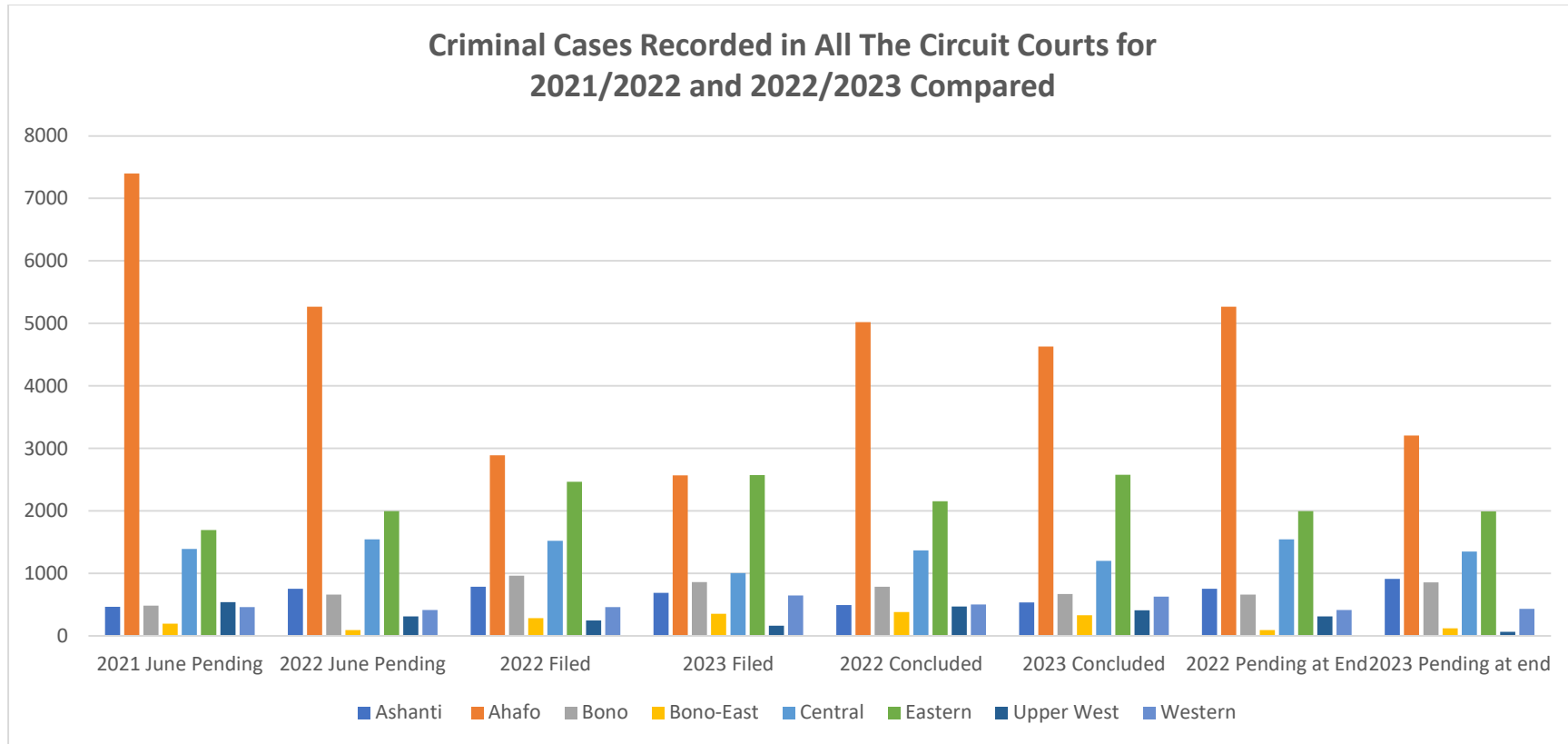


Figure XV

- The total number of criminal cases pending at the Circuit Court nationwide at the beginning of the 2022/2023 legal year was 16,704 a decrease of 1,831 cases representing 9.88% compared to the 2021/2022 legal year.
- The Circuit Court nationwide recorded a significant decrease in the total number of criminal cases filed in 2022/2023, 14,293 cases were filed as compared to 14,586 in 2021/2022 legal year, a decrease of 293 representing 2.01%.
- CC for 2022/2023 (15,479) decreased by 938 (5.71%) as against 16,417 CC the previous year 2021/2022, with resolution rates of 49.94% and 49.57% respectively.

- CPE of June 2023 (15,518) decreased by 1,186 (7.10 %) from 16,704 CPE of June 2022.
- Generally, all the criminal case indicators (CF, CC and CPE) showed a marginal drop for the year 2023
- The overall CC in 2022/2023 reduced by 12.94%, it can be observed from figure XIII that there were significant decreases in CC in Ahafo, Greater Accra, Central, Bono, Northern and Ahafo in 2022/2023 than those concluded in the same regions the previous year.
- A comparison of cases concluded indicates, there were more cases concluded in the Southern sector (8348 cases) than in the Northern sector (5994 cases).
- A comparison of cases filed indicates, there were more cases filed in the Southern sector (8983 cases) than in the Northern sector (5398 cases). This can be attributed to the higher number of Circuit Courts in the Southern Sector than the Northern sector, the different population dynamics and the easy accessibility for people to patronize the courts to seek redress.

DISTRICT COURTS (CIVIL)

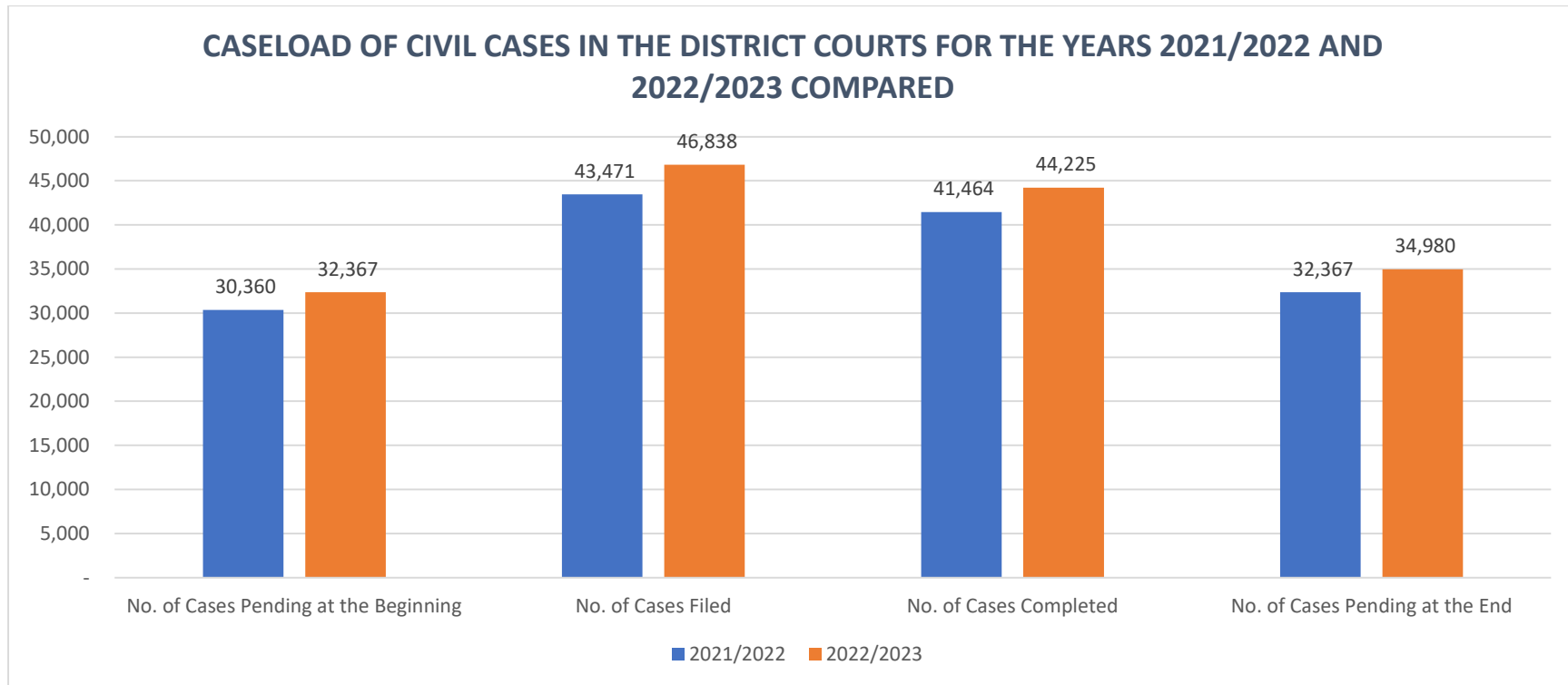


Figure XVI

Civil Cases Recorded in All The District Courts for 2021/2022 and 2022/2023 Compared

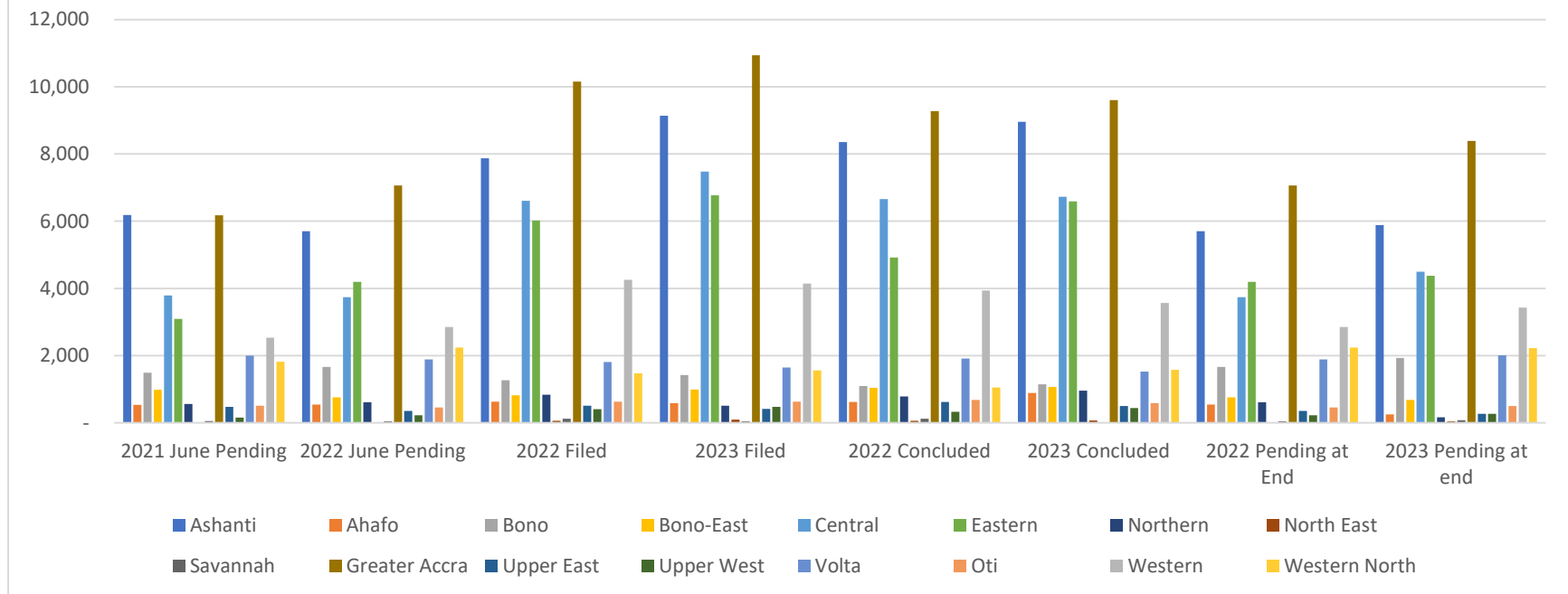


Figure XVII

From figures XVI and XVII above,

- It can be observed from the graph above that Civil CPB of 2022/2023 for District Courts were higher than that of the previous year (2021/2022).
- CPB of 2022/2023 were 2007 more than the CPB of 2021/2022 (up by 6.61%)
- Civil Cases Filed (CF) in the District Courts for 2022/2023 increased by 3327 as compared to those filed for 2021/2022, representing 7.65% jump.
- Greater Accra recorded the highest rise in cases filed of 3098 for 2022/2023 whilst North-East saw the least rise of 28 cases.
- Although there was an overall increase in cases filed in the District courts for 2022/2023, some regions experienced reduction. These regions are Ahafo, Northern, North East, Western and Savannah regions. Northern region recorded the highest fall of 334 cases.

From figures XVI and XVII graph above,

- Civil Cases Concluded in the District courts increased from 41,462 in 2021/2022 to 44,226 in 2022/2023. This represents 6.67% (up by 2764 cases)
- Greater Accra recorded the highest concluded cases of 9271 in 2022/2023 followed by Ashanti region with 8960 cases.
- There was an increase of 7.95% in the CPE from 32,367 in 2021/2022 to 34,939 in 2022/2023. (up by 2575)
- Even though more cases were concluded in 2022/2023 than in 2021/2022, it was not to enough to balance the high rise in cases at hand (CPB+CC), hence the rise in CPE of 2022/2023.

DISTRICT COURTS (CRIMINAL)

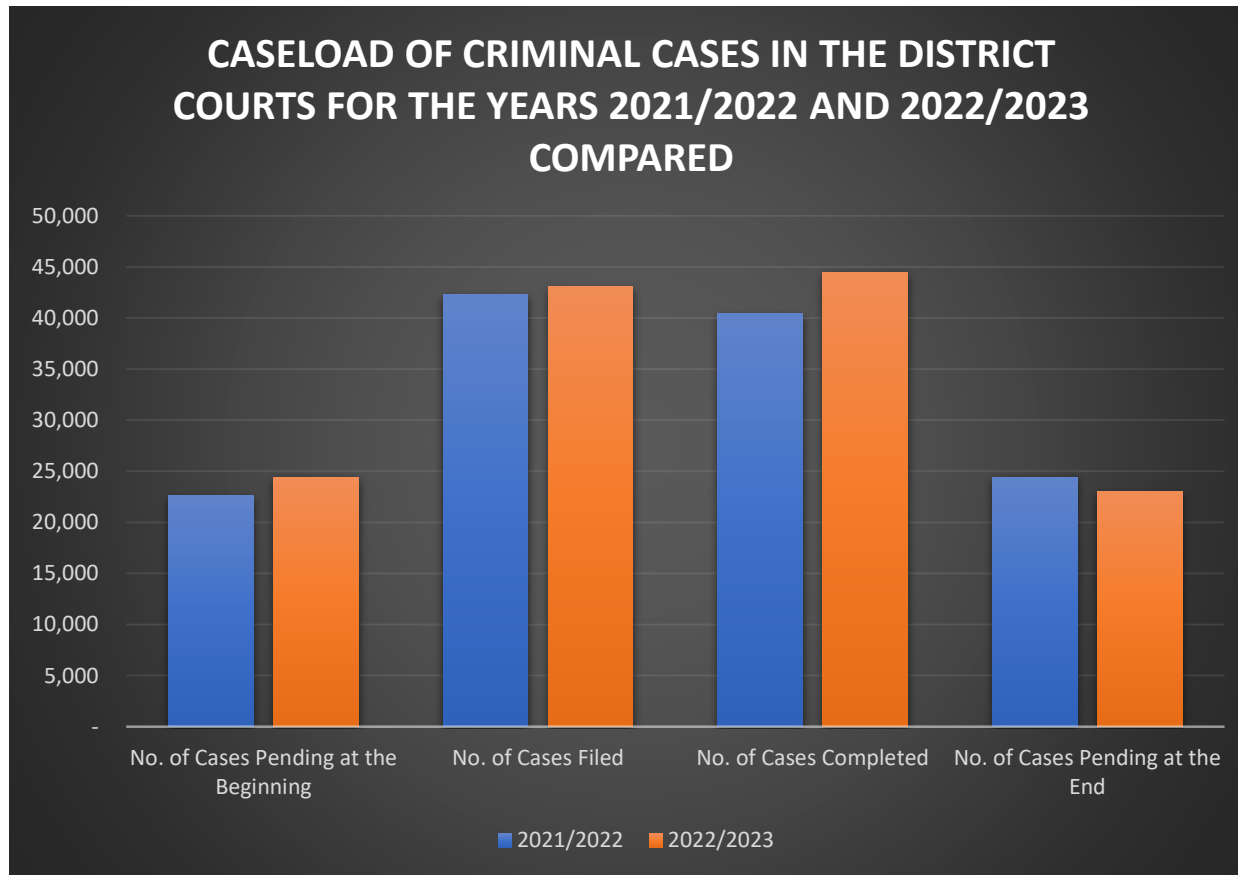


Figure XVIII

Criminal Cases Recorded in All The District Courts for 2021/2022 and 2022/2023 Compared

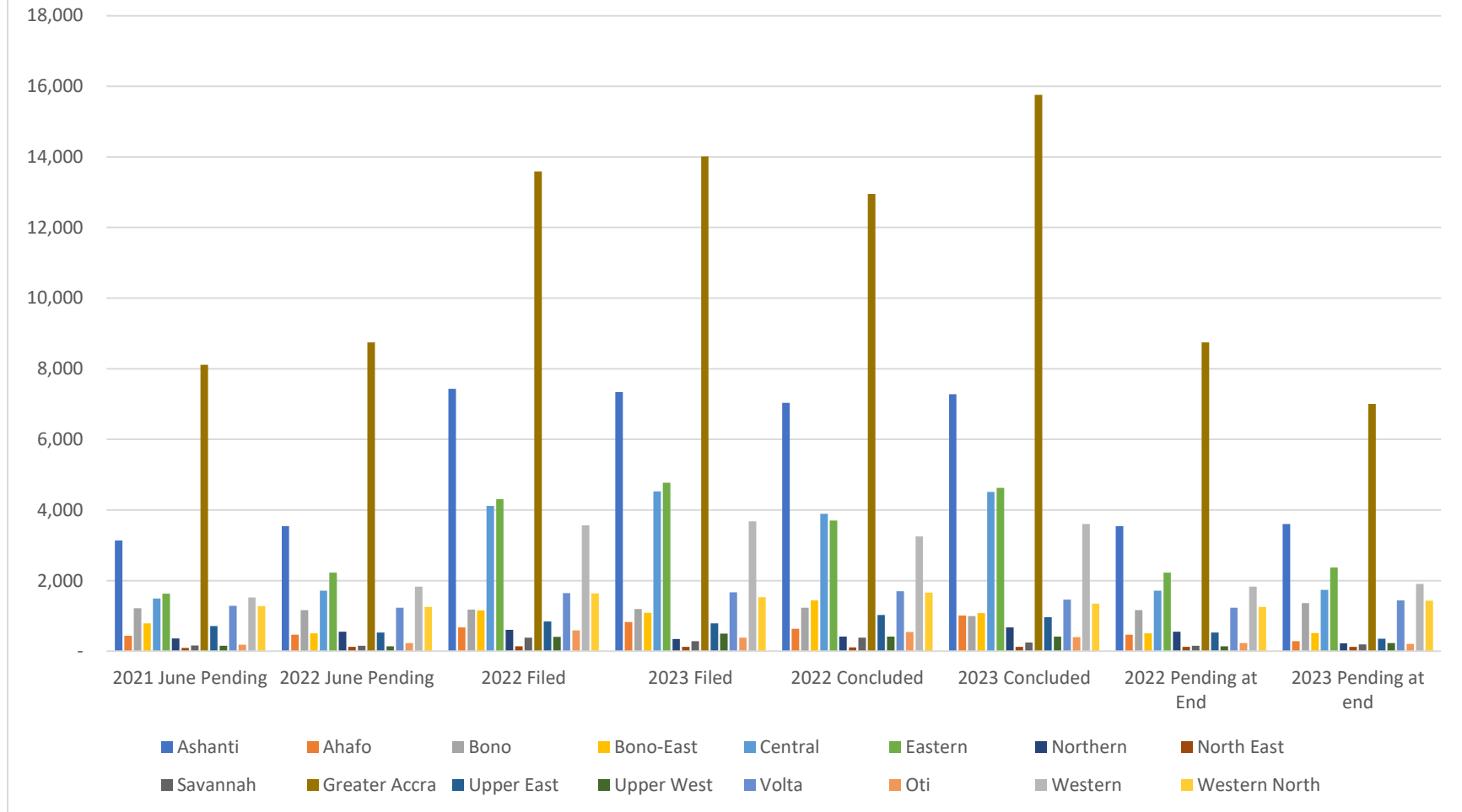


Figure XIX

From figures XVIII and XIX above,

- It can be observed from Fig.XVIII above that criminal CPB of 2022/2023 for District Courts were higher than that of the previous year (2021/2022).
- CPB of 2022/2023 were 1846 more than the CPB of 2021/2022(up by 8.17%)
- Criminal Cases Filed (CF) in the District Courts for 2022/2023 increased marginally by 625 as compared to those filed for 2021/2022, representing a 1.48% jump.
- Greater Accra recorded the highest rise in cases filed whilst Ashanti region saw a reduction in filed cases in 2022/2023.
- Although there was an increase in cases filed in the District Courts for 2022/2023, this rise predominantly came from Greater Accra and few other regions, as most regions recorded a reduction including Ashanti region.
- Criminal Cases Concluded in the District courts increased from 40,420 in 2021/2022 to 44,349 in 2022/2023. This represents 9.72% (up by 3929 cases)
- Greater Accra recorded the highest Concluded Cases of 15,753 in 2022/2023 followed by Ashanti region with 7,277 cases.
- There was a reduction of 1458 in criminal cases pending at the end of 2022/2023 compared to 2021/2022. (down by 5.97%)
- The fall in CPE can be attributed to the rise in Concluded Cases which was more than enough to offset the increment in cases at hand (CPB+CC) in 2022/2023.