

**QUANTITATIVE ANALYSIS OF JUDGMENTS, RULINGS AND ADR/CONSENT
JUDGMENTS FOR THE 2022/2023 LEGAL YEAR**

Table of Contents

INTRODUCTION.....	2
Fig. 1 Total Submissions.....	2
Fig. 2 Percentage of Total Submissions.....	3
Fig. 3 Submission by Court Type.....	3
Fig. 4 Total Submission by Regional Breakdown.....	4
Fig. 5 Comparative Analysis of Total Submission (2021/2022&2022/2023)	5
Fig. 6 Comparative Analysis of High Court Submissions (2021/2022 & 2022/2023)	6
Fig. 7 Comparative Analysis of Circuit Court Submissions (2021/2022 & 2022/2023)	7
Fig. 8 Comparative Analysis of District Court Submissions (2021/2022 & 2022/2023)	8
CONCLUSION	8
Fig. 9 Comparative Analysis of Gender Based Violence Courts (2021/2022 & 2022/2023).....	9
RECOMMENDATIONS.....	10

INTRODUCTION

For the 2022/2023 Legal Year, 13,520 submissions were received through the M&E Department's Google Drive link created for Courts nationwide to upload their Judgments, Rulings and ADR/Consent Judgments. This innovative idea was to provide a safe, fast, less costly and efficient way of submitting the Returns.

Fig. 1 Total Submissions

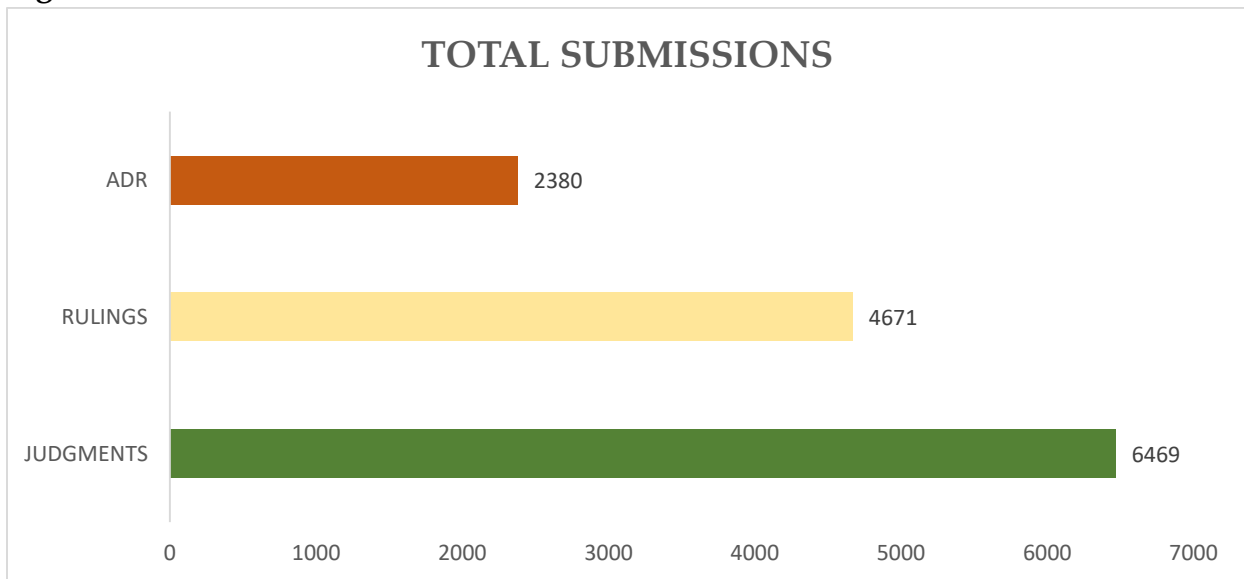
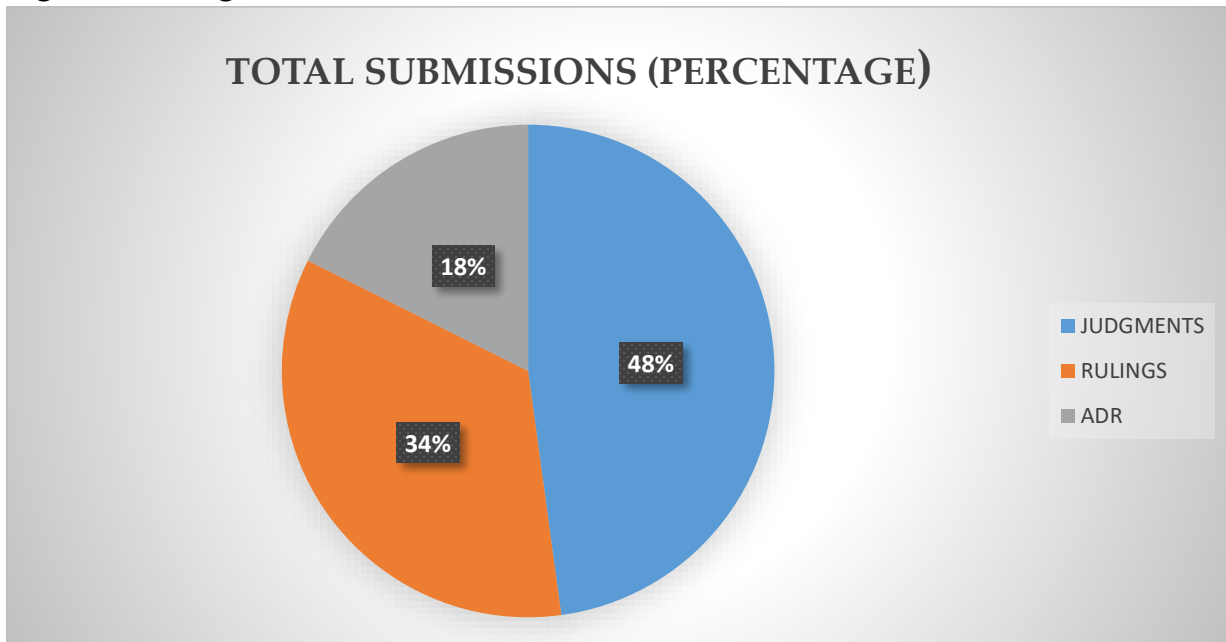
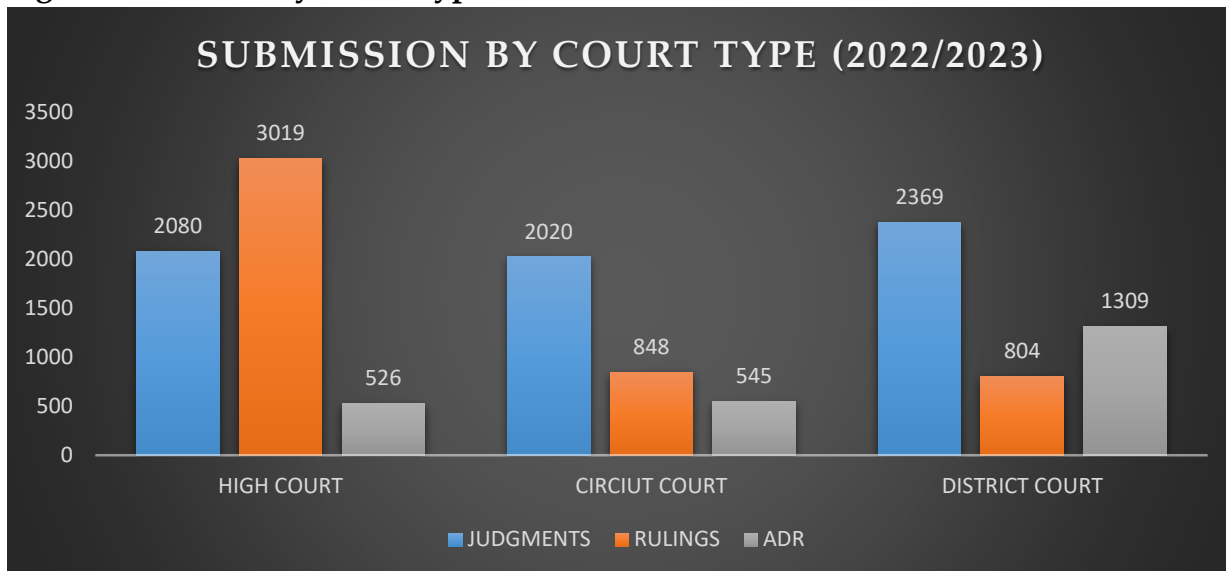


Fig. 2 Percentage of Total Submissions



- 6,469 Judgments were delivered, which indicates 48% of the overall total.
- Rulings followed with a total of 4,671 which represents 34% and ADR/Consent Judgments 2,380, representing 18%.

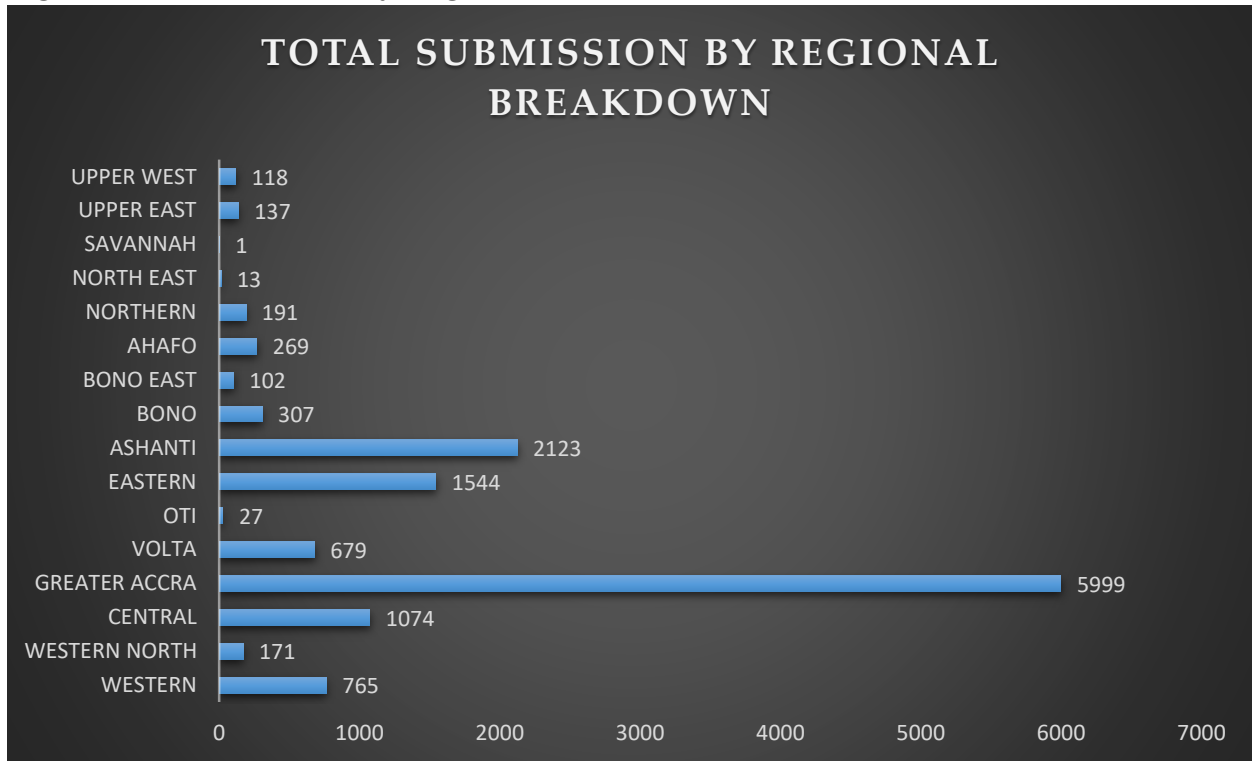
Fig. 3 Submission by Court Type



- The Circuit Courts and District Courts recorded the highest submissions in terms of Judgments.
- The High Courts recorded Rulings as its highest submissions.

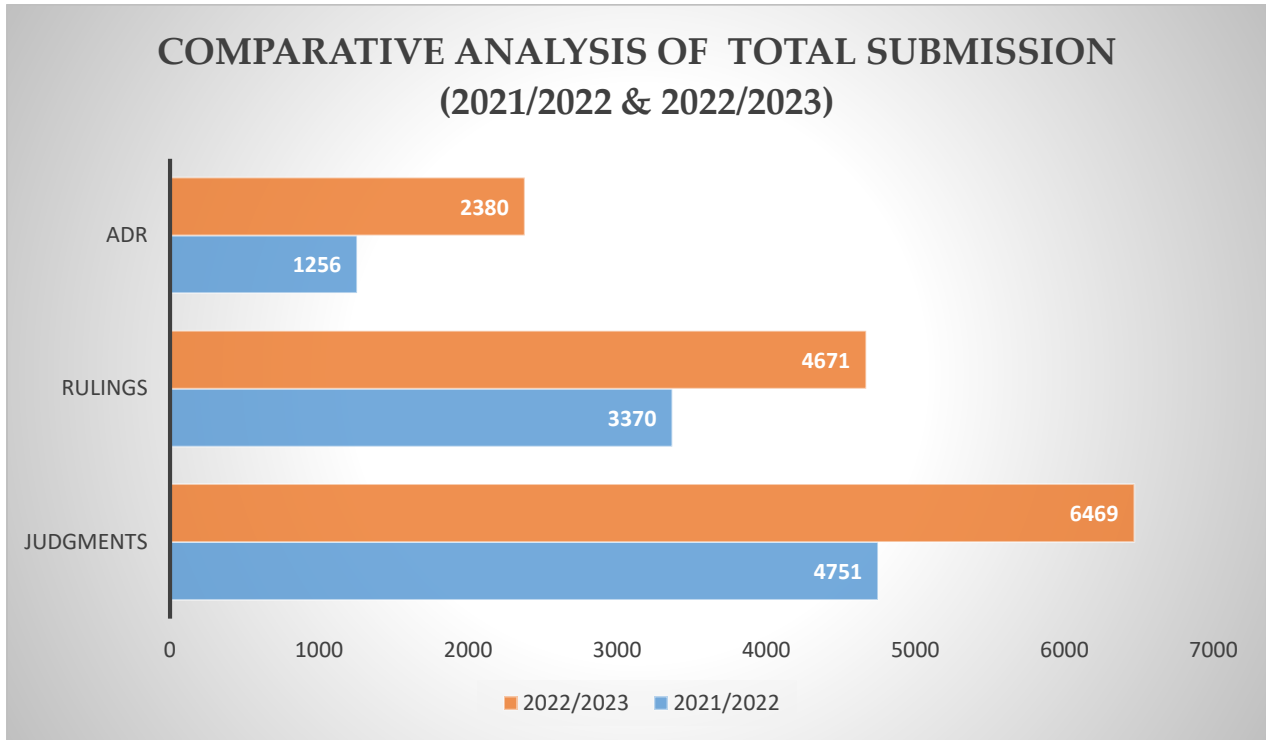
- ADR/Consent Judgments recorded the lowest submissions for both High and Circuit courts, while the District Courts had higher ADR submissions than Rulings.

Fig. 4 Total Submission by Regional Breakdown



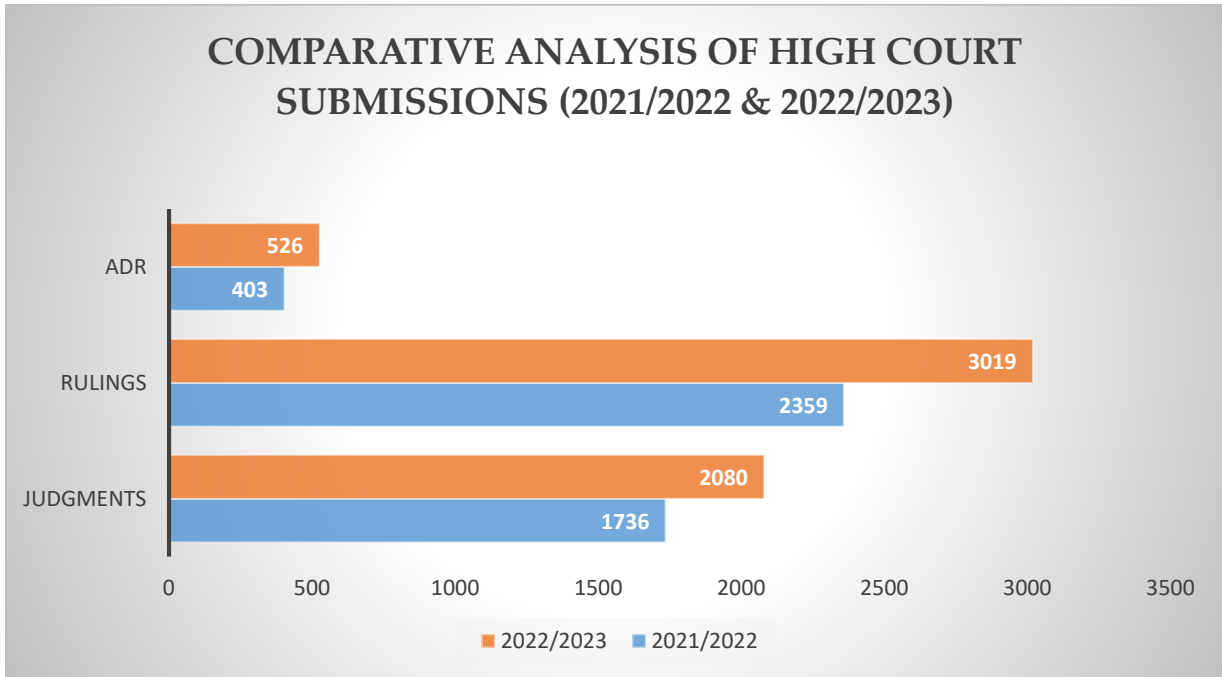
- The overall number of submissions from the regions for the 2022/2023 Legal Year was 13,520 comprising of Judgments, Rulings and ADR/Consent Judgments with Greater Accra contributing 5,999 of this figure.
- Four (4) out of the sixteen (16) regions, namely, Greater Accra, Ashanti, Eastern and Central Regions recorded above 1,000 submissions.
- Due to the new method of submission (Google Drive Link), there was a clear increase in case submissions in the urban areas.
- Savannah, North East and Oti regions recorded less than 100 submissions which could be attributed to the new method of submission.

Fig. 5 Comparative Analysis of Total Submission (2021/2022&2022/2023)



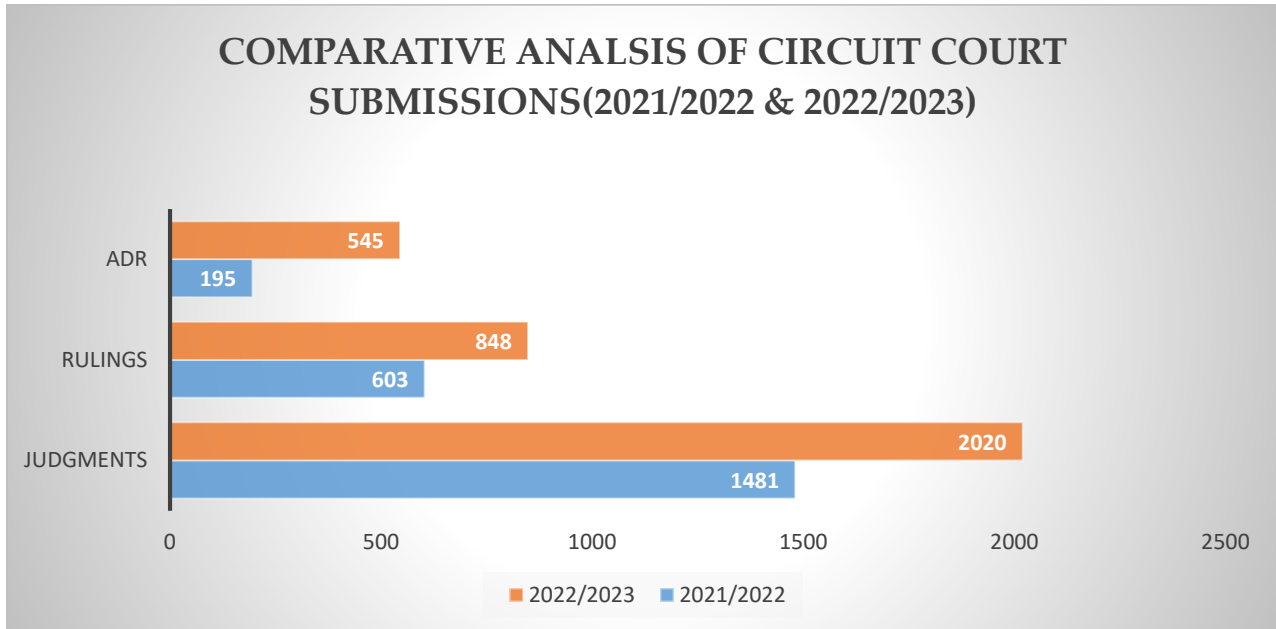
- Comparing the two legal years, there has been an overall increase in Judgments, Rulings and Consent Judgments (ADR).
- It could be observed that submission of Judgments remains high for the two legal years under review while ADR remains the least. With respect to percentage change in submissions, ADR had the highest percentage increase (89%) and Judgment recorded the lowest (36%)
- On an average, there has been a 54% increase in Judgments, Rulings and ADR.

Fig. 6 Comparative Analysis of High Court Submissions (2021/2022 & 2022/2023)



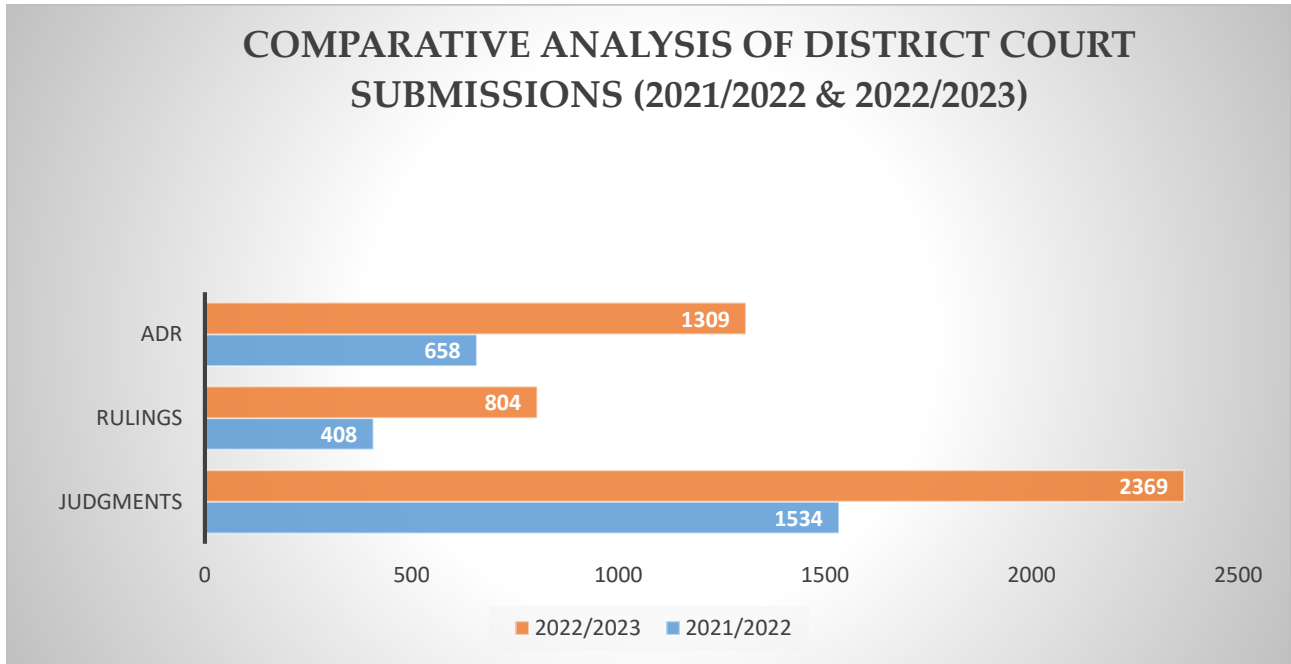
- Comparing Submissions from the High Court for the year 2021/2022 and 2022/2023 it can be deduced from the diagram above that there has been consistent increase for Judgments, Rulings and ADR.
- From the diagram, it could be observed that Rulings recorded the highest submissions for both legal years with ADR recording the least.
- Though Rulings recorded the highest in terms of submissions, ADR recorded the highest percentage change (31%) in submissions with Judgments recording the least (20%) from the previous legal year.

Fig. 7 Comparative Analysis of Circuit Court Submissions (2021/2022 & 2022/2023)



- Circuit Court also experienced an increase in submission for Judgments, Rulings and ADR for both 2021/2022 and 2022/2023 legal years.
- It can be deduced from the graph above that Judgments recorded the highest submissions for both legal years with ADR still recording the least.
- In terms of percentage, there has been an increase in percentage for all submissions. However, ADR recorded the highest change (179%) with Judgment still recording the least (36%)

Fig. 8 Comparative Analysis of District Court Submissions (2021/2022 & 2022/2023)



- Comparing submissions from the District Court for the year 2021/2022 and 2022/2023, it can be deduced from the graph above that there has been an increase for Judgments, Rulings and ADR.
- It could be observed from the graph that Judgments recorded the highest submissions for both legal years with ADR recording the least.
- Though Judgments recorded the highest submissions, ADR recorded the highest percentage change (99%) in submissions and Judgments recording the least (54%) from the previous legal year.

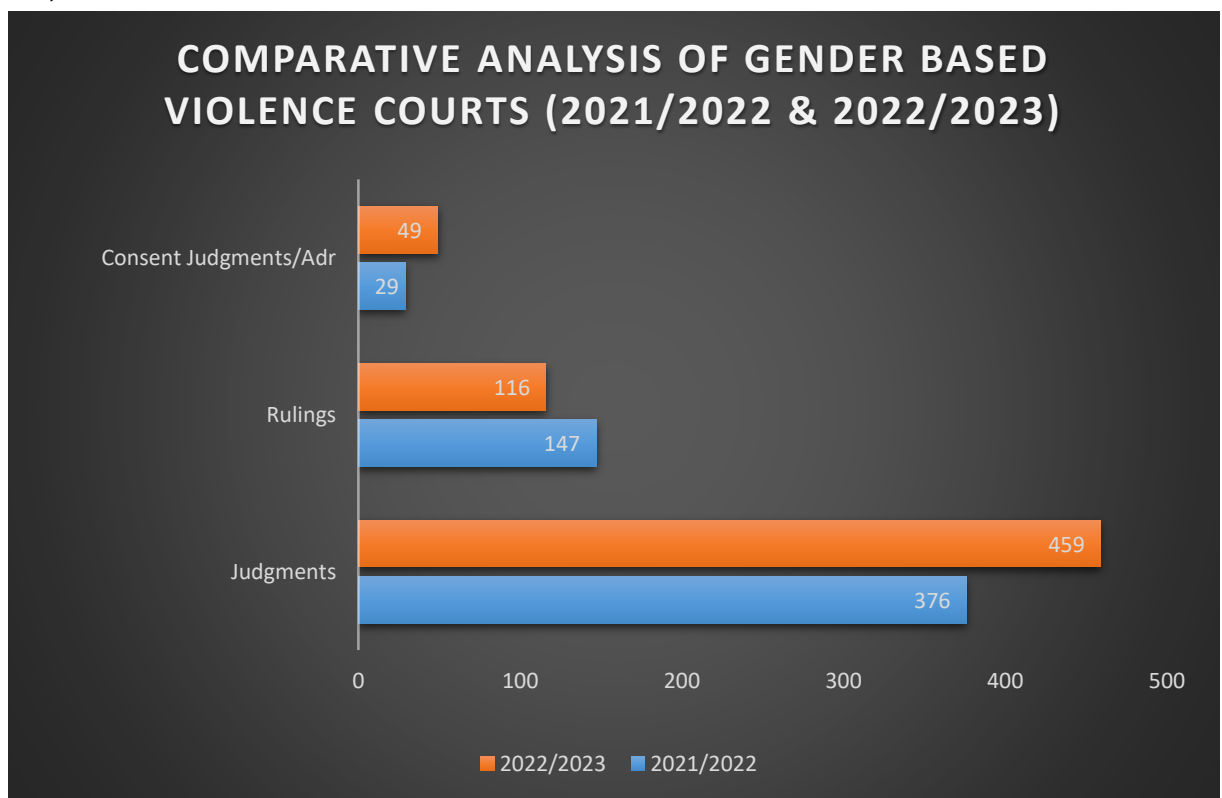
CONCLUSION

From the analysis made above it can be concluded that;

- There has been an increase in the submissions of Judgments, Rulings and ADR for the 2022/2023 legal year as compared to the previous year (2021/2022).
- In terms of overall submissions, Judgments lead the chart. This was directly followed by Rulings and then ADR. However, breaking this down in terms of submissions made by the category of courts, Judgments recorded the highest submissions in the Circuit and District Courts while Rulings topped the chart for High Courts.

- ADR remained the least submissions made for the category of courts.
- In terms of percentage change, ADR recorded the highest increase whilst Judgments remain the least for the types of Court. This could be attributed to an increase in the settlement of cases through the Court Connected Alternative Dispute Resolution (CCADR) mechanism, which is relatively faster, convenient and more affordable than litigation.

Fig. 9 Comparative Analysis of Gender Based Violence Courts (2021/2022 & 2022/2023)



The graphical representation above depicts the Judgments, Rulings and ADR/Consent Judgment submissions involved with Gender Based Violence Courts (GBVC) nationwide for the Legal years 2021/2022 and 2022/2023.

- Judgments and ADR/Consent Judgments generally recorded an increase from 2021/2022 but the Rulings decreased.
- ADR/Consent Judgment recorded the greatest percentage increase (69%) with Rulings recording a percentage decrease of 21%.

- The increase in overall submissions from Gender Based Violence Courts from the previous legal year could be attributed to the conscious effort of the Judicial Service to build new Gender based violence courts as well as refurbish old courts to suit the standards.
- Donor partners such as UNICEF has key interest in issues relating to women and children and their access to justice and thus funded the building and refurbishment of Gender Based Violence Courts. This is a key reason for the increase.
- The sensitization of citizens for the need for cases involving violence against women and children to be taken to such specialized courts (GBVC) has led to patronizing such courts.

RECOMMENDATIONS

1. Although ADR recorded the highest percentage increase (89%) from the previous Legal year, it still registered the lowest number of submissions in the 2022/2023 legal year. Out of 431 High, Circuit and District Courts nationwide, only 132 Courts are connected to ADR, resulting in the low submissions of ADR/Consent Judgments. This constituted 17.6% of the overall total. It is recommended that more courts are connected to ADR and more Mediators trained.
2. Some courts still do not have substantive Judges and Magistrates. As a result, some Judges and Magistrates perform additional responsibilities in these courts, which affects the courts output and turnaround time. It is recommended that each court be assigned a substantive Judge or Magistrate.