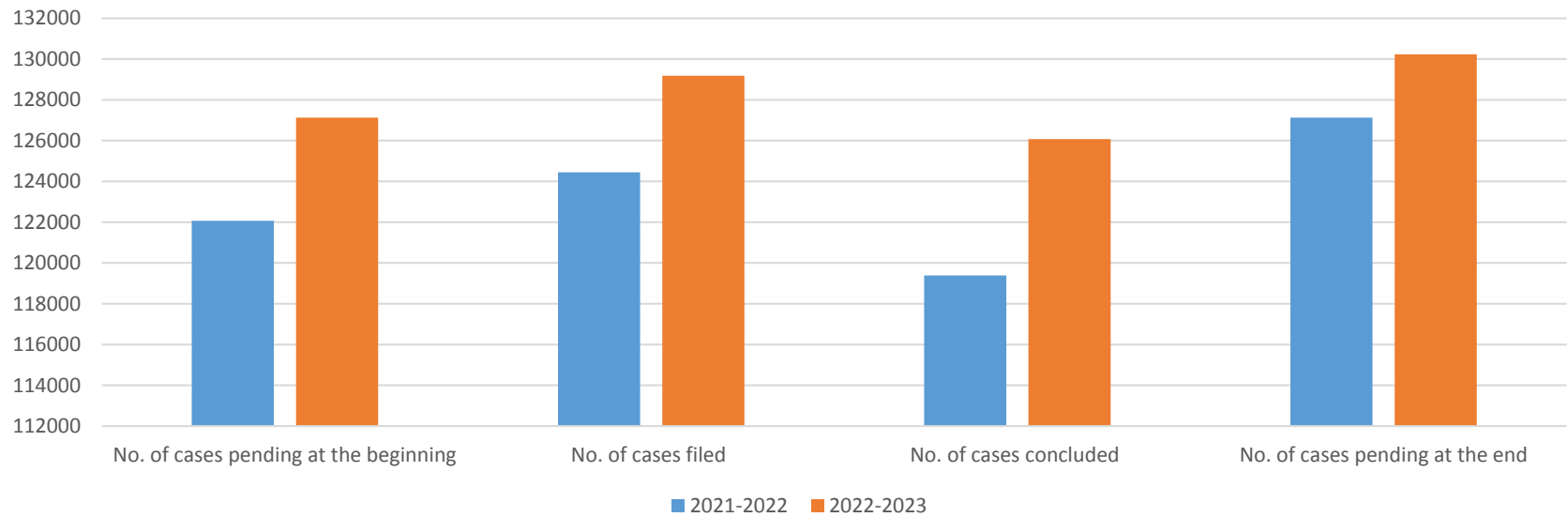


## BRIEF CASELOAD STATISTICS

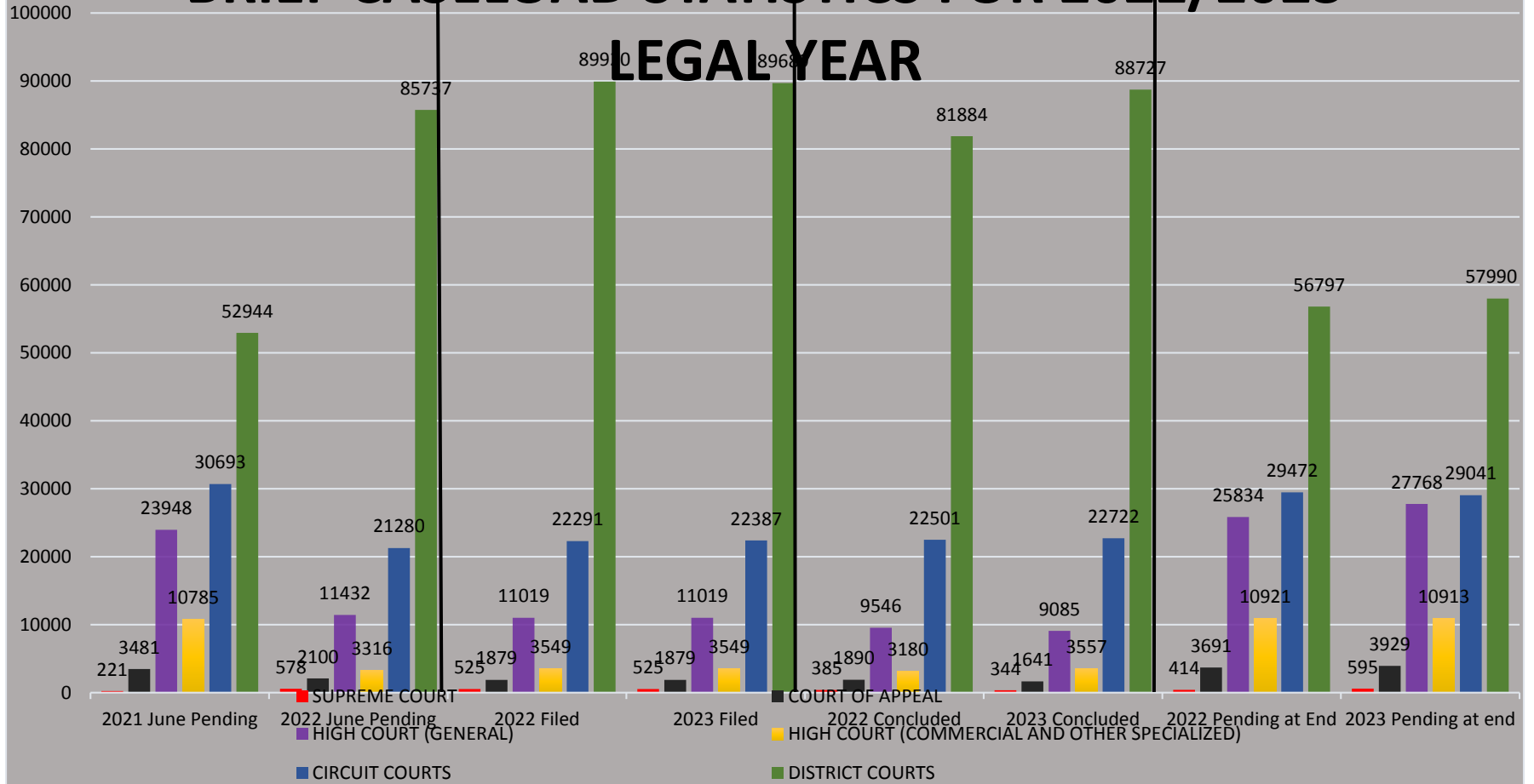
<b>COURTS</b>	<u>From July 2021 to June 2022</u>				<u>From July 2022 to June 2023</u>			
	No. of cases pending at the beginning of July 2021	No. of cases filed from July 2021 to June 2022	No. of cases concluded from July 2021 to June 2022	No. of cases pending at the end of June 2022	No. of cases pending at the beginning of July 2022	No. of cases filed from July 2022 to June 2023	No. of cases concluded from July 2022 to June 2023	No. of cases pending at the end of June 2023
SUPREME COURT	221	578	385	414	414	525	344	595
COURT OF APPEAL	3,481	2,100	1,890	3,691	3,691	1,879	1,641	3,929
HIGH COURT (GENERAL)	23,948	11,432	9,546	25,834	25,834	11,019	9,085	27,768
HIGH COURT (COMMERCIAL AND OTHER SPECIALIZED)	10,785	3,316	3,180	10,921	10,921	3,549	3,557	10,913
CIRCUIT COURTS	30,693	21,280	22,501	29,472	29,472	22,291	22,722	29,041
DISTRICT COURTS	52,944	85,737	81,884	56,797	56,797	89,989	88,770	58,016
<b>TOTALS</b>	<b>122,072</b>	<b>124,443</b>	<b>119,386</b>	<b>127,129</b>	<b>127,129</b>	<b>129,252</b>	<b>126,119</b>	<b>130,262</b>

## COMPARISM OF BRIEF CASELOAD STATISTICS FOR THE 2021/2022 AND 2022/2023 LEGAL YEARS

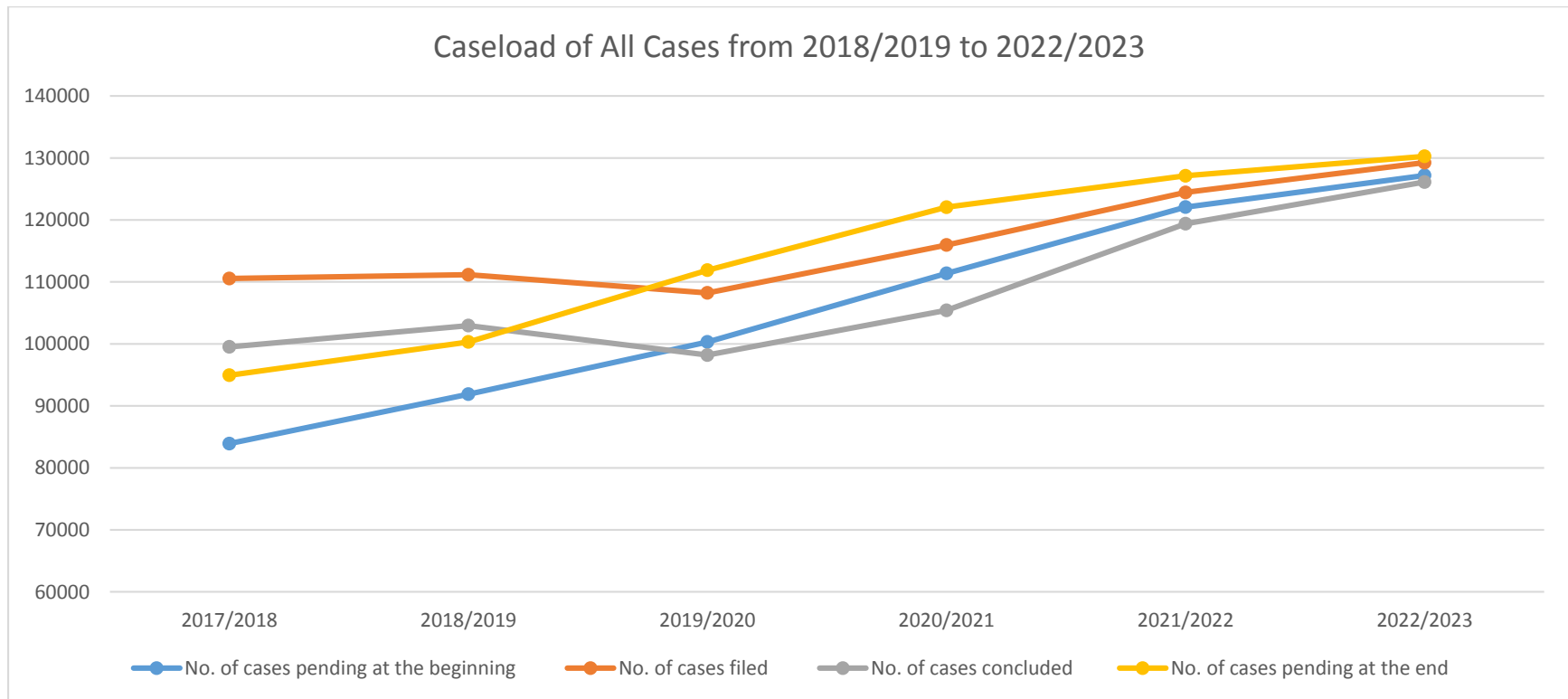


# BRIEF CASELOAD STATISTICS FOR 2022/2023

## LEGAL YEAR



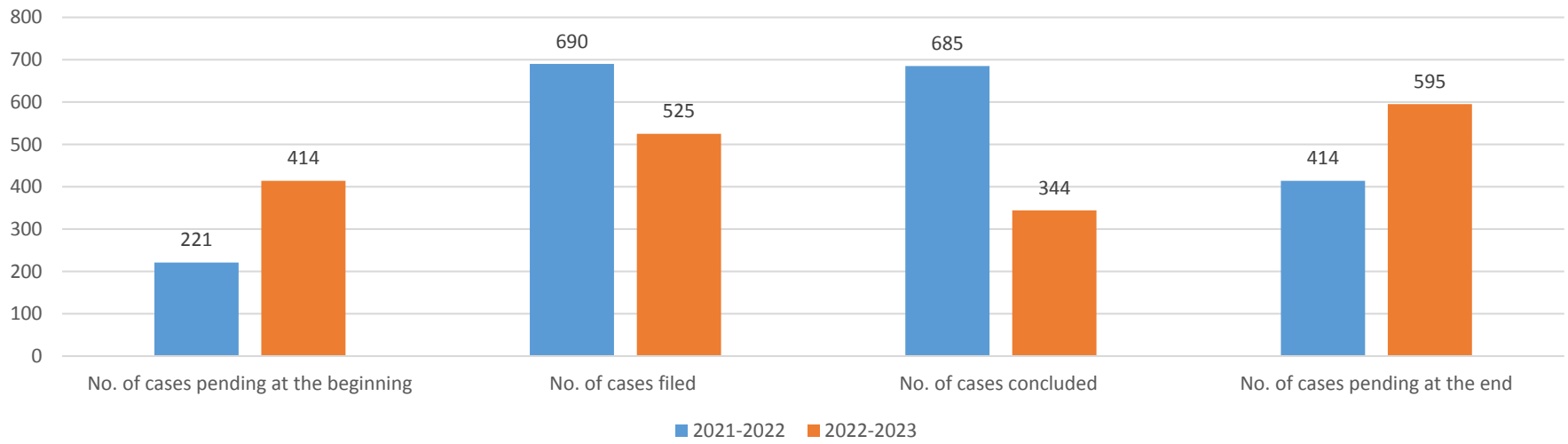
Cases	2017/2018	2018/2019	2019/2020	2020/2021	2021/2022	2022/2023
No. of cases pending at the beginning	83914	91888	100313	111384	122,072	127187
No. of cases filed	110550	111161	108231	115949	124,443	129,252
No. of cases concluded	99518	102954	98199	105420	119,386	126,119
No. of cases pending at the end	94946	100313	111888	122063	127,129	130,262



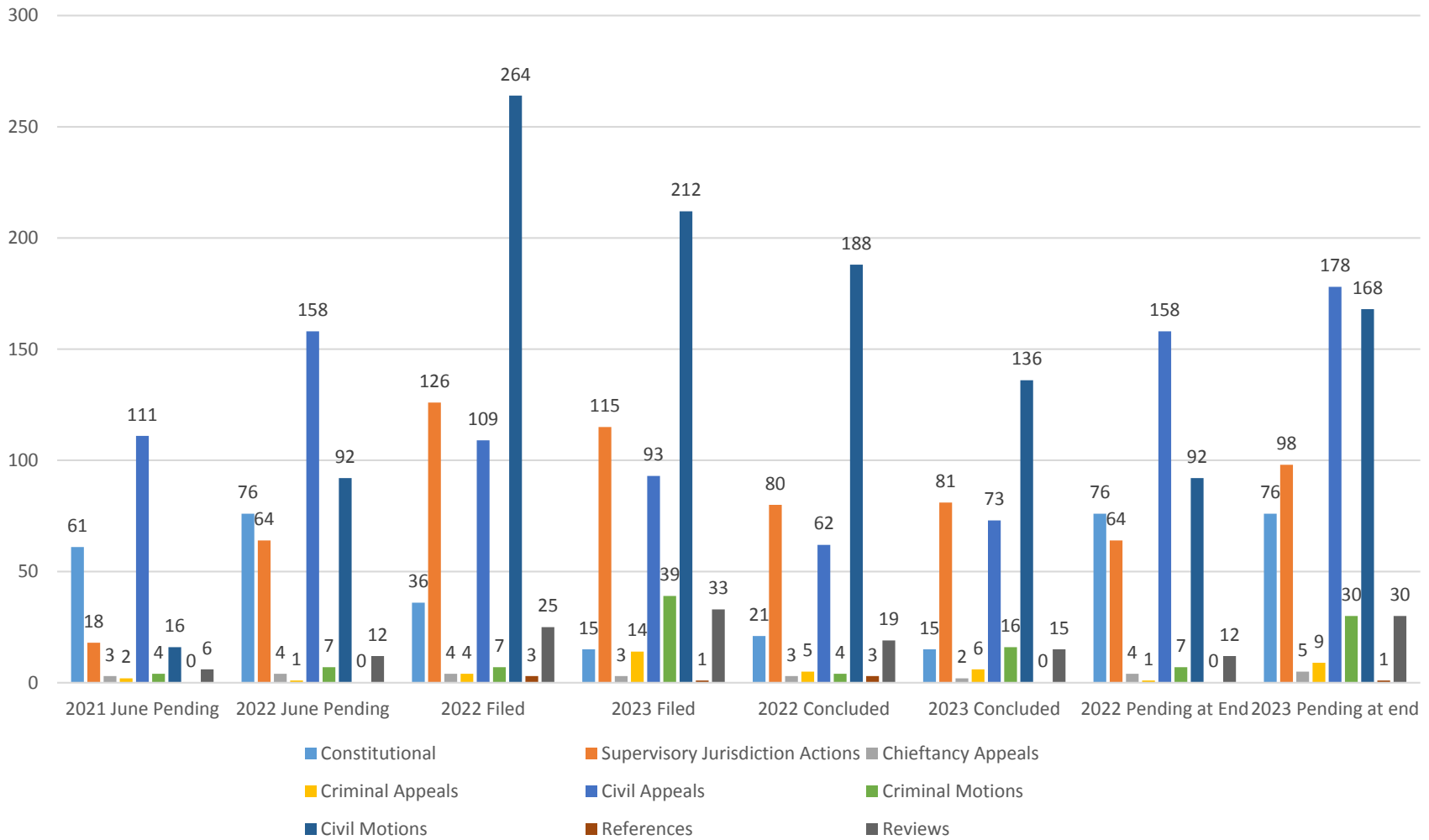
## Caseload Statistics of the Supreme Court

<b>Courts</b>	<u>From July 2021 to June 2022</u>				<u>From July 2022 to June 2023</u>			
	No. of cases pending at the beginning of July 2021	No. of cases filed from July 2021 to June 2022	No. of cases concluded from July 2021 to June 2022	No. of cases pending at the end of June 2022	No. of cases pending at the beginning of July 2022	No. of cases filed from July 2022 to June 2023	No. of cases concluded from July 2022 to June 2023	No. of cases pending at the end of June 2023
Constitutional	61	36	21	76	76	15	15	76
Supervisory Jurisdiction Actions	18	126	80	64	64	115	81	98
Chieftancy Appeals	3	4	3	4	4	3	2	5
Criminal Appeals	2	4	5	1	1	14	6	9
Civil Appeals	111	109	62	158	158	93	73	178
Criminal Motions	4	7	4	7	7	39	16	30
Civil Motions	16	264	188	92	92	212	136	168
References	-	3	3	-	-	1	-	1
Reviews	6	25	19	12	12	33	15	30
<b>T o t a l s</b>	<b>221</b>	<b>690</b>	<b>685</b>	<b>414</b>	<b>414</b>	<b>525</b>	<b>344</b>	<b>595</b>

### COMPARISON OF CASELOAD OF THE SUPREME COURT FOR THE YEARS 2021/2022 AND 2022/2023



## Comparison of Cases Recorded in the Supreme Court for 2021/2022 and 2022/2023



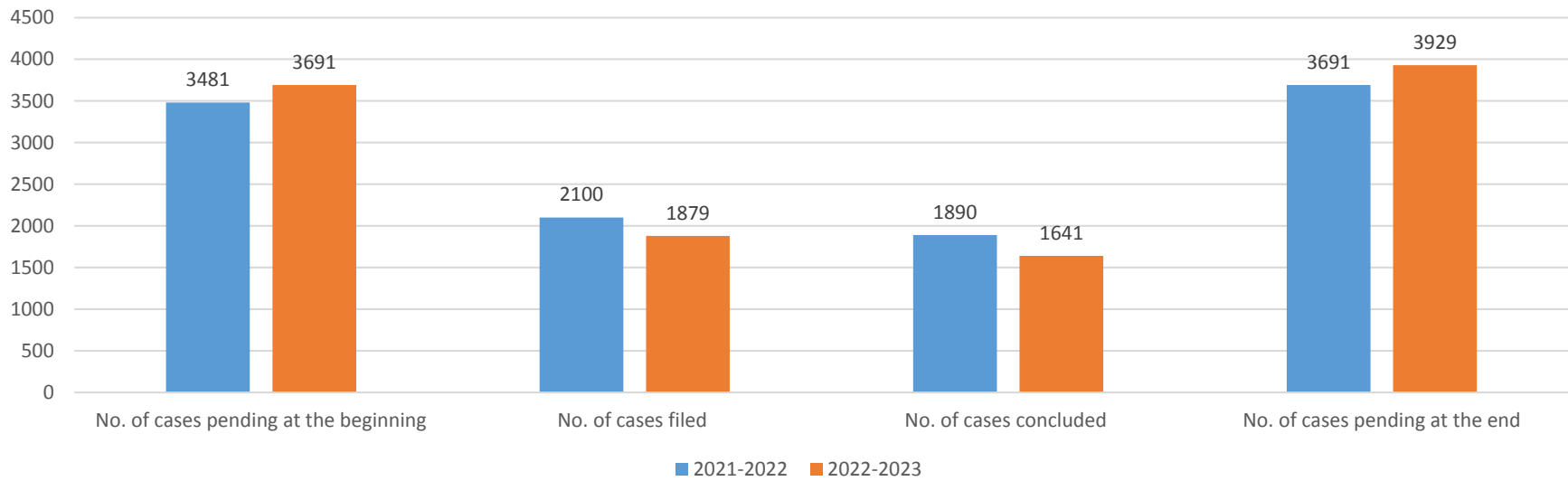
## Caseload Statistics of the Courts of Appeal

**From July 2021 to June 2022**

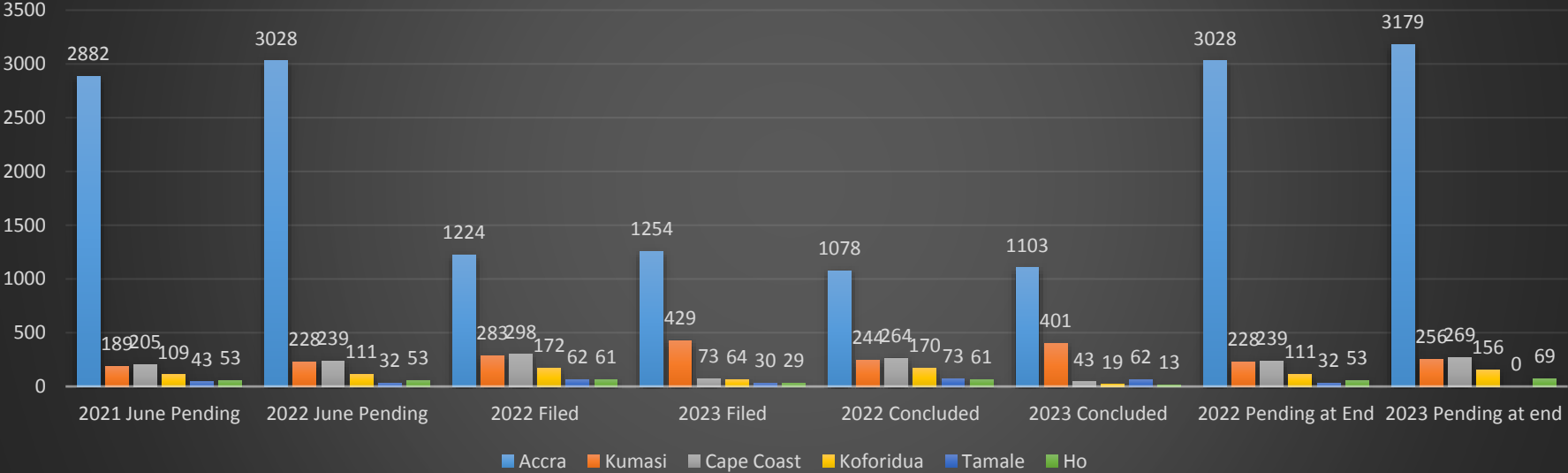
**From July 2022 to June 2023**

<b>Courts</b>	<b><u>From July 2021 to June 2022</u></b>				<b><u>From July 2022 to June 2023</u></b>			
	No. of cases pending at the beginning of July 2021	No. of cases filed from July 2021 to June 2022	No. of cases concluded from July 2021 to June 2022	No. of cases pending at the end of June 2022	No. of cases pending at the beginning of July 2022	No. of cases filed from July 2022 to June 2023	No. of cases concluded from July 2022 to June 2023	No. of cases pending at the end of June 2023
Accra	2,882	1224	1078	3,028	3,028	1254	1103	3,179
Kumasi	189	283	244	228	228	429	401	256
Cape Coast	205	298	264	239	239	73	43	269
Koforidua	109	172	170	111	111	64	19	156
Tamale	43	62	73	32	32	30	62	0
Ho	53	61	61	53	53	29	13	69
<b>T o t a l s</b>	<b>3,481</b>	<b>2,100</b>	<b>1,890</b>	<b>3,691</b>	<b>3,691</b>	<b>1,879</b>	<b>1,641</b>	<b>3,929</b>

### COMPARISON OF CASELOAD OF COURT OF APPEAL FOR THE YEARS 2021/2022 AND 2022/2023



## Comparison of Cases Recorded in the Court of Appeal for 2021/2022 and 2022/2023



## Statistics of Civil Cases in the High Courts

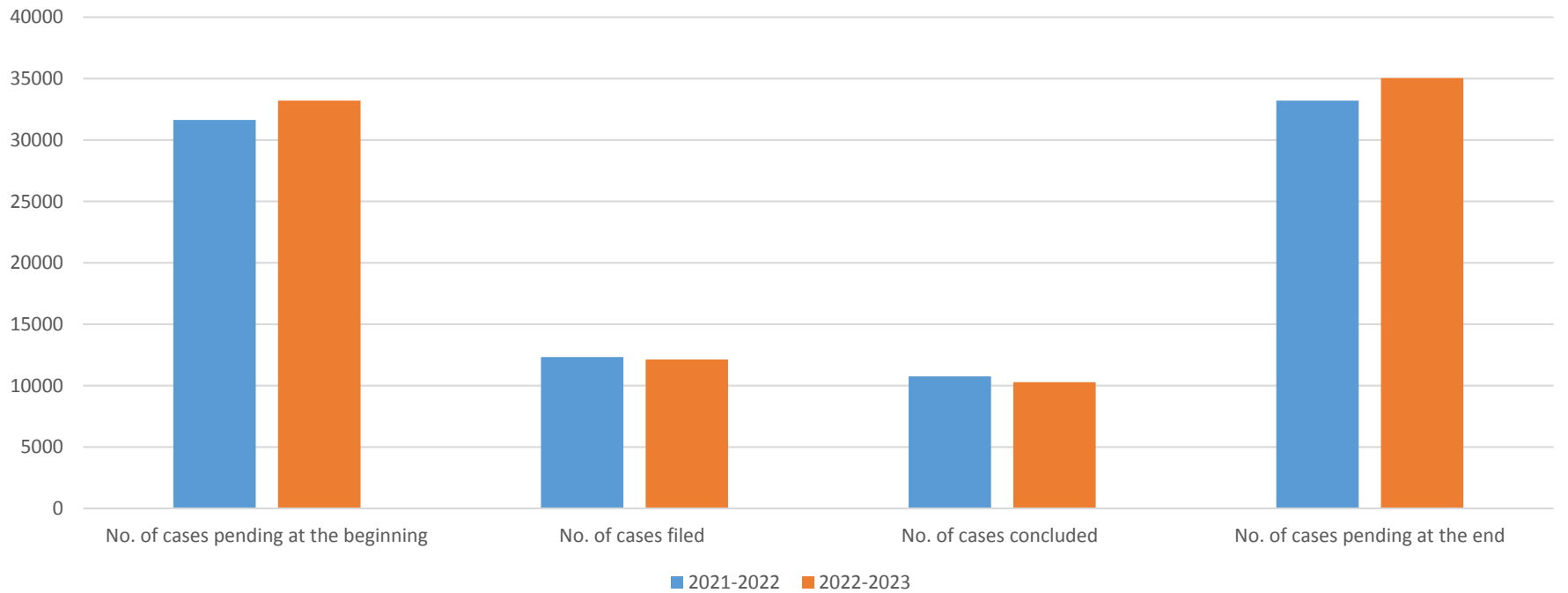
### From July 2021 to June 2022

### From July 2022 to June 2023

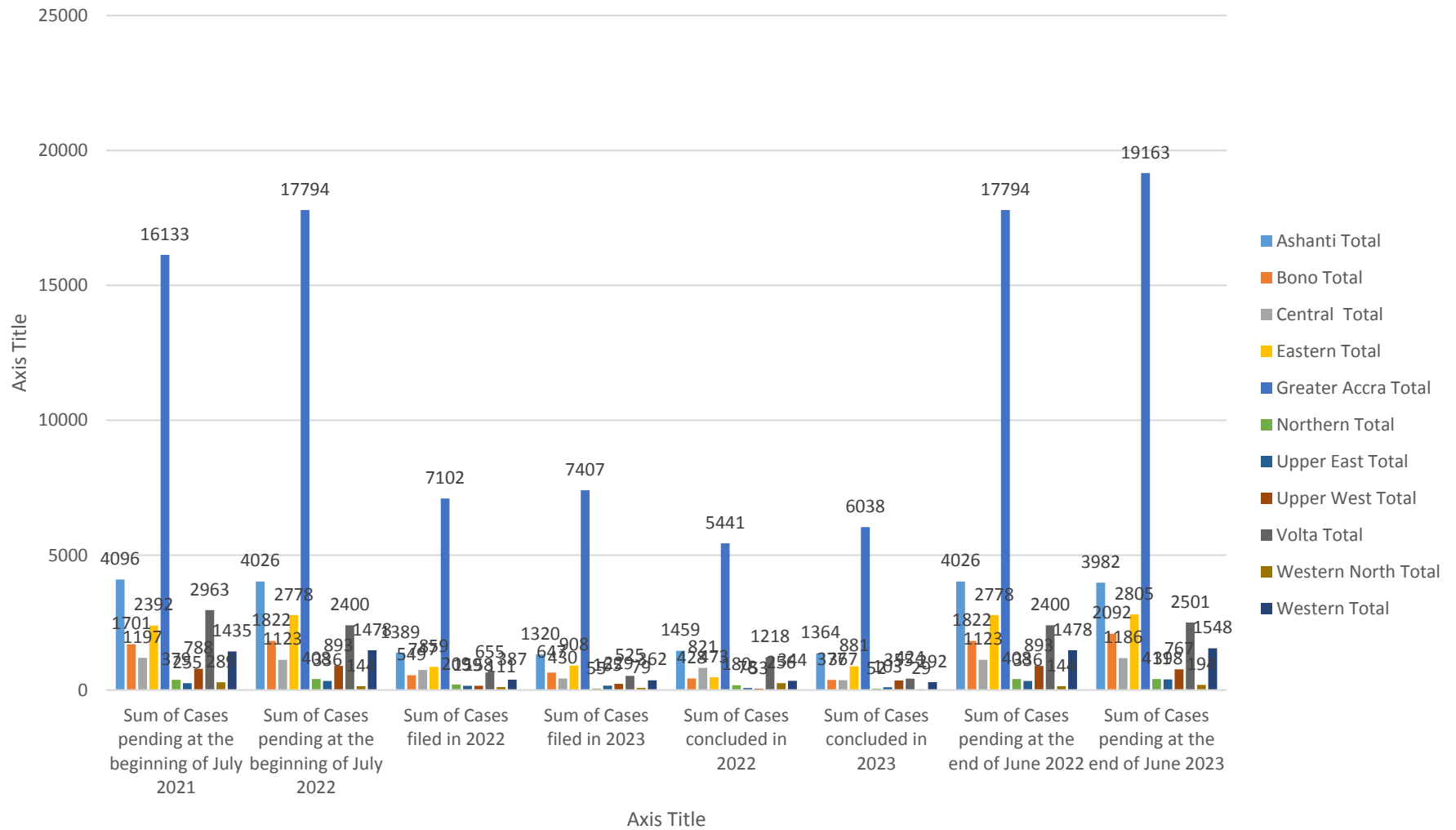
COURTS	From July 2021 to June 2022				From July 2022 to June 2023			
	No. of cases pending at the beginning of July 2021	No. of cases filed from July 2021 to June 2022	No. of cases concluded from July 2021 to June 2022	No. of cases pending at the end of June 2022	No. of cases pending at the beginning of July 2022	No. of cases filed from July 2022 to June 2023	No. of cases concluded from July 2022 to June 2023	No. of cases pending at the end of June 2023
Accra Com. Court	1,301	971	738	1,534	1,534	678	714	1,498
Accra General Jurisdiction	6,156	2,430	2,694	5,892	5,892	2,603	2,354	6,141
Accra Human Right Court	2,977	718	792	2,903	2,903	807	701	3,009
Accra Land Court	3,356	748	641	3,463	3,463	1,066	786	3,743
Adenta High Court	322	1007	158	1171	1,171	899	202	1,868
Agona Swedru	521	164	181	504	504	172	188	488
Akim Oda	116	60	58	118	118	94	49	163
Amasaman	232	550	114	668	668	620	704	584
Assin Fosu	17	27	15	29	29	21	19	31
Bolgatanga	255	159	78	336	336	165	103	398
Cape Coast	389	359	510	238	238	75	60	253
Cape Coast Com. Court	26	28	37	17	17	11	20	8
Denu	589	176	439	326	326	141	80	387
Dunkwa-On Offin	84	51	38	97	97	73	41	129
Ho	1,325	202	174	1,353	1,353	160	126	1,387
Hohoe	589	113	362	340	340	85	60	365
Kibi	16	33	26	23	23	16	14	25
Koforidua	1,277	449	236	1,490	1,490	415	433	1,472
Koforidua Com. Court	35	4	2	37	37	6	1	42
Kumasi	1,809	568	484	1,893	1,893	474	353	2,014
Kumasi Com. Court	321	80	187	214	214	156	215	155

Kumasi Prison	-	-	-	-	-	-	-	-	-
Kumasi GJ	1,669	559	654	1,574	1,574	566	710	1,430	
Ashanti Mampong	53	42	33	62	62	38	25	75	
Mankessim	6	61	15	52	52	15	15	52	
Nsawam	389	95	33	451	451	168	24	595	
Nkawkaw	337	74	60	351	351	85	324	112	
Nsawam Prisons	-	-	-	-	-	-	-	-	
Obuasi	244	140	101	283	283	86	61	308	
Odumasi	22	51	25	48	48	60	17	91	
Sefwi Wiawso	289	111	256	144	144	79	29	194	
Sekondi	1,207	364	308	1,263	1,263	346	272	1,337	
Sekondi Com. Court	228	23	36	215	215	16	20	211	
Sogakope	460	164	243	381	381	139	158	362	
Somanya	200	93	33	260	260	64	19	305	
Sowutuom						177	29	148	
Sunyani	1,568	512	403	1,677	1,677	433	309	1,801	
Sunyani Com. Court	48	18	35	31	31	6	-	37	
Tamale	295	182	140	337	337	41	17	361	
Tamale Com. Court	36	9	5	40	40	8	35	13	
Tamale Prison	-	-	-	-	-	-	-	-	
Tarkwa	351	103	55	399	399	168	306	261	
Tema	1,438	575	249	1,764	1,764	566	271	2,059	
Tema Land	788	158	53	893	893	229	355	767	
Wa	133	37	25	145	145	37	39	143	
Wenchi	154	57	25	186	186	63	24	225	
Winneba	539	233	213	559	559	365	370	554	
<b>Totals</b>	<b>32,167</b>	<b>12,558</b>	<b>10,964</b>	<b>33,761</b>	<b>33,761</b>	<b>12,492</b>	<b>10,652</b>	<b>35,601</b>	

### STATISTICS OF CIVIL CASES IN THE HIGH COURT FOR THE YEARS 2021/2022 AND 2022/2023 COMPARED



## Civil Cases Recorded in All The High Courts for 2021/2022 and 2022/2023 Compared

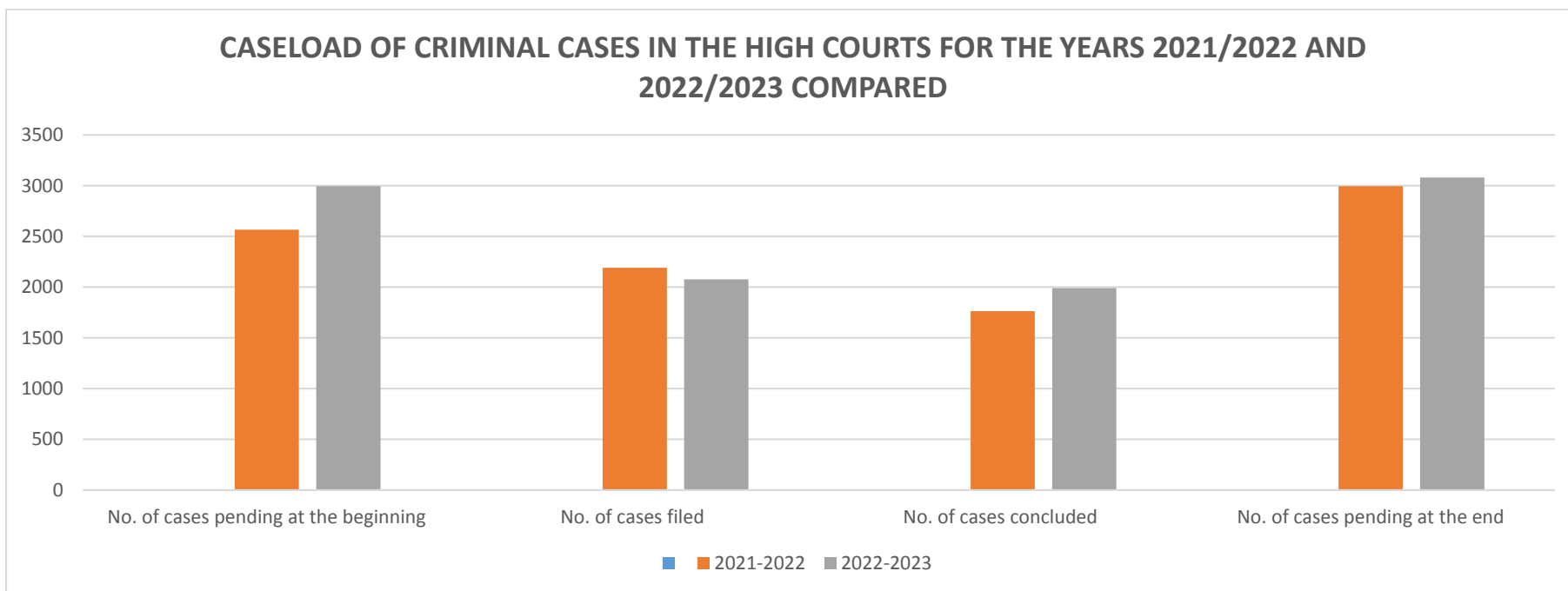


## Statistics of Criminal Cases in the High Courts

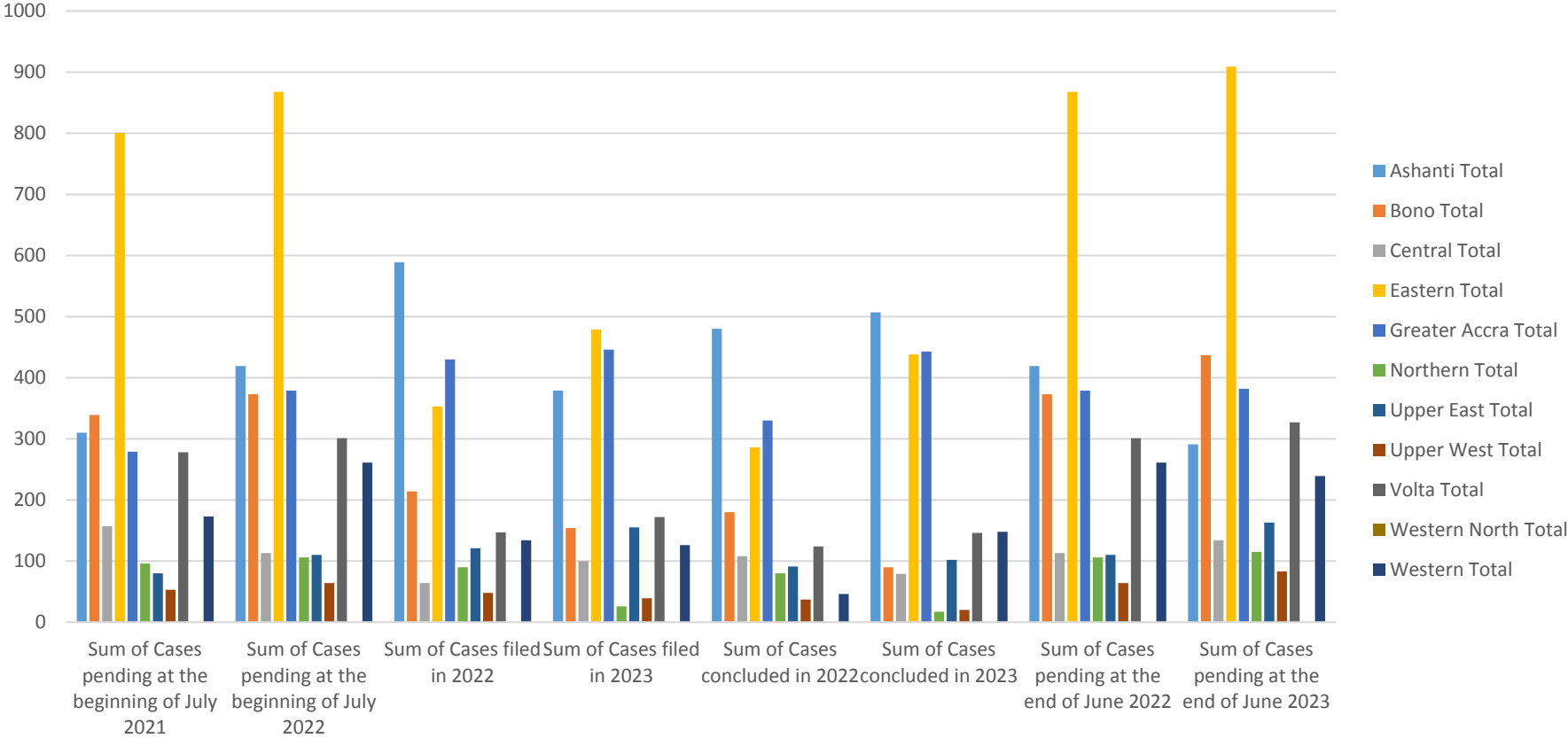
COURTS	Regions	From July 2021 to June 2022				From July 2022 to June 2023			
		No. of cases pending at the beginning of July 2021	No. of cases filed from July 2021 to June 2022	No. of cases concluded from July 2021 to June 2022	No. of cases pending at the end of June 2022	No. of cases pending at the beginning of July 2022	No. of cases filed from July 2022 to June 2023	No. of cases concluded from July 2022 to June 2023	No. of cases pending at the end of June 2023
Accra Com. Court	Greater Accra	0	0	0	0	0	0	0	0
Accra General Jurisdiction	Greater Accra	279	430	330	379	379	446	443	382
Accra Human Right Court	Greater Accra	0	0	0	0	0	0	0	0
Accra Land Court	Greater Accra	0	0	0	0	0	0	0	0
Adenta High Court	Greater Accra	0	0	0	0	0	0	0	0
Agona Swedru	Central	17	2	13	6	6	36	14	28
Akim Oda	Eastern	5	12	14	3	3	6	3	6
Amasaman	Greater Accra	0	0	0	0	0	0	0	0
Assin Fosu	Central	1	0	1	0	0	0	0	0
Bolgatanga	Upper East	80	121	91	110	110	155	102	163
Cape Coast	Central	113	26	59	80	80	3	11	72
Cape Coast Com. Court	Central	0	0	0	0	0	0	0	0
Denu	Volta	0	0	0	0	0	0	0	0
Dunkwa-On Offin	Central	15	1	8	8	8	21	14	15
Ho	Volta	250	115	81	284	284	124	98	310

Hohoe	Volta	28	32	43	17	17	48	48	17
Kibi	Eastern	0	3	3	0	0	9	2	7
Koforidua	Eastern	383	209	160	432	432	221	163	490
Koforidua Com. Court	Eastern	0	0	0	0	0	0	0	0
Kumasi	Ashanti	128	239	182	185	185	137	97	225
Kumasi Com. Court	Ashanti	0	0	0	0	0	0	0	0
Kumasi Prison	Ashanti	161	324	278	207	207	208	377	38
Kumasi Special	Ashanti	0	0	0	0	0	0	0	0
Mampong	Ashanti	1	5	4	2	2	10	10	2
Mankessim	Central	1	6	5	2	2	15	13	4
Nsawam	Eastern	35	20	2	53	53	36	9	80
Nkawkaw	Eastern	61	27	5	83	83	20	79	24
Nsawam Prisons	Eastern	311	59	90	280	280	158	173	265
Obuasi	Ashanti	20	21	16	25	25	24	23	26
Odumasi	Eastern	1	4	4	1	1	3	1	3
Sefwi Wiawso	Western North	0	0	0	0	0	0	0	0
Sekondi	Western	143	80	22	201	201	68	42	227
Sekondi Com. Court	Western	0	0	0	0	0	0	0	0
Sogakope	Volta	0	0	0	0	0	0	0	0
Somanya	Eastern	5	19	8	16	16	26	8	34
Sowutuom	Greater Accra	0	0	0	0	0	0	0	0
Sunyani	Bono	308	166	138	336	336	136	70	402
Sunyani Com. Court	Bono	0	0	0	0	0	0	0	0
Tamale	Northern	95	83	73	105	105	25	17	113

Tamale Com. Court	Northern	0	0	0	0		0	0	0	0
Tamale Prison	Northern	1	7	7	1		1	1	0	2
Tarkwa	Western	30	54	24	60		60	58	106	12
Tema	Greater Accra	0	0	0	0		0	0	0	0
Tema Land	Greater Accra	0	0	0	0		0	0	0	0
Wa	Upper West	53	48	37	64		64	39	20	83
Wenchi	Bono	31	48	42	37		37	18	20	35
Winneba	Central	10	29	22	17		17	25	27	15
<b>Totals</b>		<b>2,566</b>	<b>2,190</b>	<b>1,762</b>	<b>2,994</b>		<b>2,994</b>	<b>2,076</b>	<b>1,990</b>	<b>3,080</b>



# Criminal Cases Recorded in All The High Courts for 2021/2022 and 2022/2023 Compared



## Statistics of Civil Cases in the Circuit Courts

**From July 2021 to June 2022**

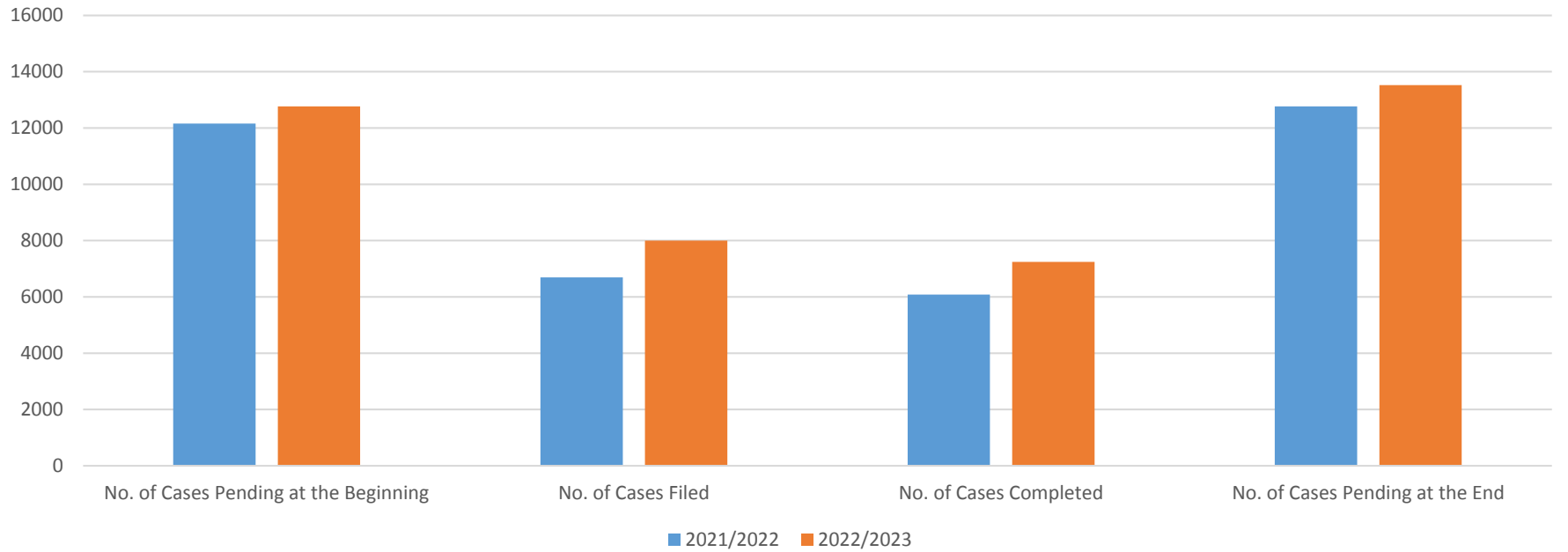
**From July 2022 to June 2023**

COURTS	Region	From July 2021 to June 2022				From July 2022 to June 2023			
		No. of cases pending at the beginning of July 2021	No. of cases filed from July 2021 to June 2022	No. of cases concluded from July 2021 to June 2022	No. of cases pending at the end of June 2022	No. of cases pending at the beginning of July 2022	No. of cases filed from July 2022 to June 2023	No. of cases concluded from July 2022 to June 2023	No. of cases pending at the end of June 2023
Abuakwa							14	6	8
Accra	Accra	2,332	1228	1,116	2,444	2,444	1,319	927	2,836
Achimota	Accra						24	9	15
Adenta	Accra	123	145	160	108	108	206	100	214
Agona Swedru	Central	161	120	83	198	198	136	148	186
Akim Swedru	Eastern	542	93	5	630	630	109	24	715
Akropong Akwapim	Eastern	138	101	122	117	117	108	83	142
Amasaman	Accra	216	172	174	214	214	350	208	356
Anyinam	Eastern	179	133	58	254	254	141	50	345
Asamankese	Eastern	64	98	67	95	95	45	38	102
Ashaiman	Accra	464	200	138	526	526	164	58	632
Asokwa	Ashanti						281	83	198
Bawku	Upper East	36	0	3	33	33	-	-	33
Bekwai	Ashanti	66	52	29	89	89	71	30	130
Berekum	Bono	235	126	95	266	266	90	54	302
Bibiani	Western North	110	37	19	128	128	39	35	132
Bolgatanga	Upper East	73	17	12	78	78	53	36	95
Cape Coast	Central	104	60	47	117	117	82	70	129

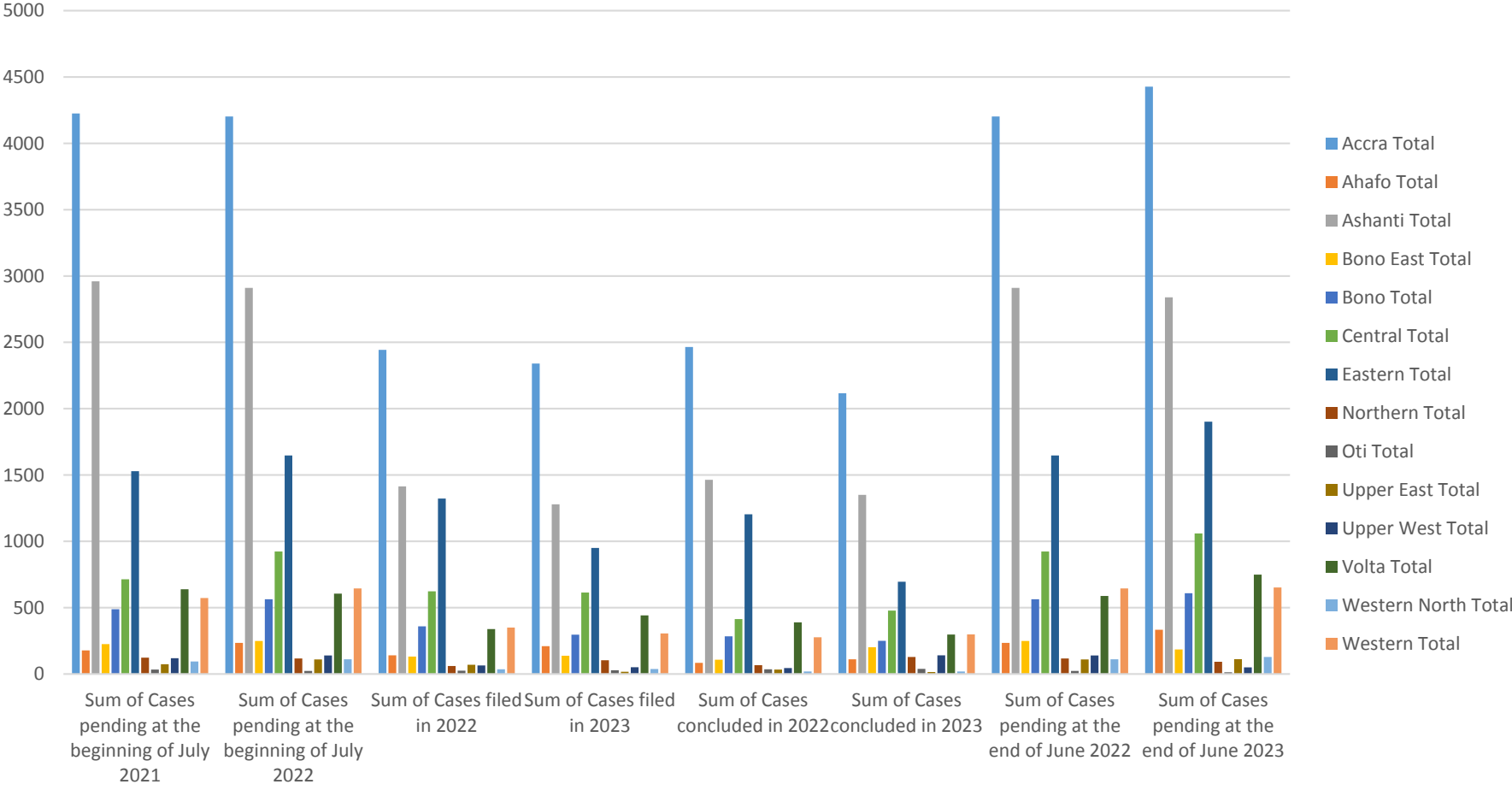
Dansoman							78	20	58
Denu	Volta	17	146	36	127	127	71	88	110
Dormaa Ahenkro	Bono	93	69	89	73	73	72	57	88
Duayaw Nkwanta	Ahafo	51	36	33	54	54	63	33	84
Dunkwa on Offin	Central	242	75	55	262	262	43	183	122
Fiapre	Bono	58	43	34	67	67	28	35	60
Goaso	Ahafo	183	173	77	279	279	187	98	368
Ho	Volta	175	104	65	214	214	139	245	108
Hohoe	Volta	145	56	32	169	169	70	35	204
Jasikan	Oti	23	28	38	13	13	26	35	4
Juabeng	Ashanti	87	32	37	82	82	55	49	88
Juaso	Ashanti	107	95	106	96	96	86	46	136
K.M.A.	Ashanti	446	119	137	428	428	180	429	179
Kasoa Ofaakor	Central	412	331	278	465	465	167	229	403
Keta	Volta	68	40	54	54	54	175	105	124
Kibi	Eastern	19	35	37	17	17	28	30	15
Koforidua	Eastern	193	58	50	201	201	103	206	98
Kpando	Volta	30	34	27	37	37	62	54	45
Kumasi - Adum	Ashanti	1,800	661	713	1,748	1,748	760	1,354	1,154
Kumawu	Ashanti	49	57	48	58	58	62	41	79
Kwabinya	Accra	107	126	100	133	133	156	146	143
Kwadaso	Ashanti						19	9	10
Lawra	Upper West	6	15	18	3	3	17	15	5
Mankesim	Central	4	28	15	17	17	34	29	22
Mpraeso	Eastern	51	88	114	25	25	116	54	87
Nkawie	Ashanti	152	140	168	124	124	119	101	142
Nsawam	Eastern	108	155	108	155	155	102	60	197
Nsuta	Ashanti	39	32	40	31	31	37	29	39
Obuasi	Ashanti	63	40	45	58	58	51	37	72
Odumase Krobo	Eastern	328	161	110	379	379	149	435	93

Offinso	Ashanti	56	51	27	80		80	76	74	82
Police Headquarters	Accra							2	1	1
Sekondi	Western	98	48	30	116		116	16	15	117
Sogakofe	Volta	170	61	83	148		148	63	34	177
Suhum	Eastern	25	28	24	29		29	23	13	39
Sunyani	Bono	177	58	32	203		203	77	49	231
Takoradi - A	Western	109	85	72	122		122	97	83	136
Takoradi - B	Western	102	70	38	134		134	53	41	146
Tamale	Northern	109	72	100	81		81	63	53	91
Tarkwa	Western	336	102	158	280		280	105	80	305
Techiman	Bono East	249	137	201	185		185	146	69	262
Tema - AB	Accra	142	133	115	160		160	467	215	412
Tepa	Ashanti	45	0	0	45		45	8	8	45
Wa	Upper West	133	36	122	47		47	42	27	62
Weija	Accra	500	223	262	461		461	242	208	495
Yendi	Northern	8	31	28	11		11	31	27	15
<b>Grand Totals</b>		<b>12,158</b>	<b>6,694</b>	<b>6,084</b>	<b>12,768</b>		<b>12,768</b>	<b>7,998</b>	<b>7,243</b>	<b>13,523</b>

### CASELOAD OF CIVIL CASES IN THE CIRCUIT COURTS FOR THE YEARS 2021/2022 AND 2022/2023 COMPARED



# Civil Cases Recorded in All The Circuit Courts for 2021/2022 and 2022/2023 Compared



## Statistics of Criminal Cases in the Circuit Courts

**From July 2021 to June 2022**

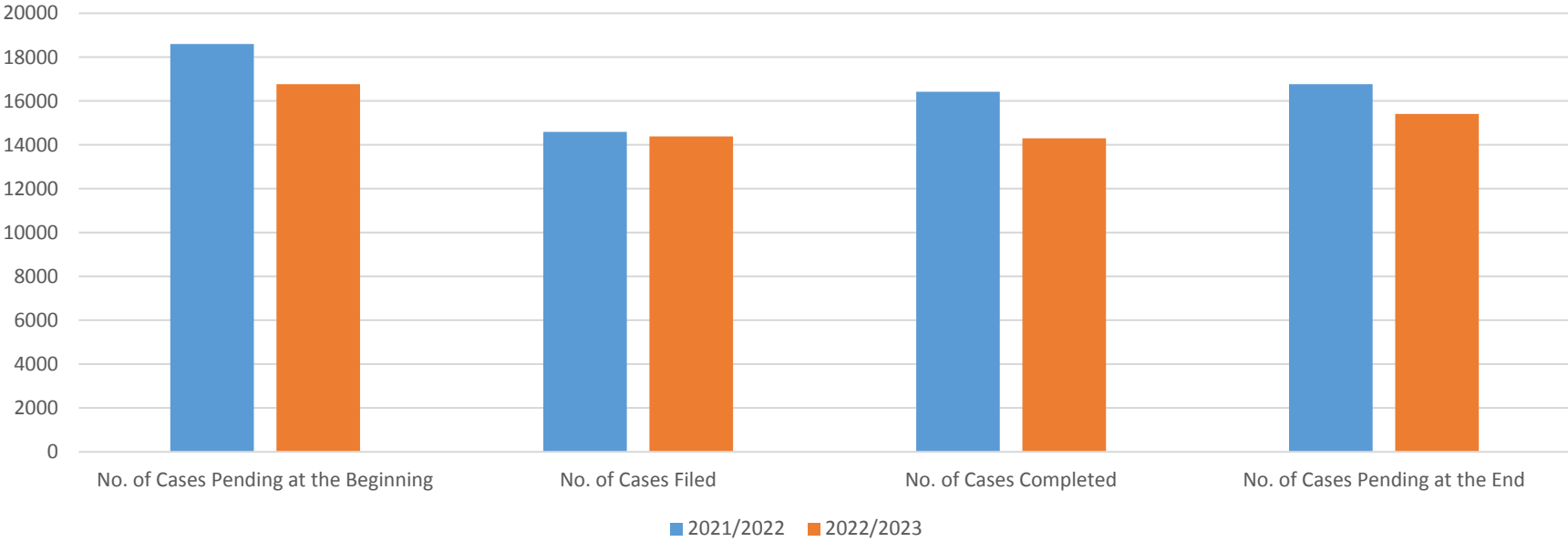
**From July 2022 to June 2023**

COURTS	Regions	From July 2021 to June 2022				From July 2022 to June 2023			
		No. of cases pending at the beginning of July 2020	No. of cases filed from July 2020 to June 2021	No. of cases concluded from July 2020 to June 2021	No. of cases pending at the end of June 2021	No. of cases pending at the beginning of July 2021	No. of cases filed from July 2021 to June 2022	No. of cases concluded from July 2021 to June 2022	No. of cases pending at the end of June 2022
Abuakwa	Kumasi						25	15	10
Accra	Accra	1,771	1,158	1,446	1,483	1,483	1,367	1,326	1,524
Achimota	Accra					-	-	-	-
Adenta	Accra	239	320	353	206	206	288	153	341
Agona Swedru	Central	205	119	84	240	240	137	264	113
Akim Swedru	Eastern	641	172	227	586	586	315	83	818
Akropong Akwapim	Eastern	51	188	185	54	54	281	250	85
Amasaman	Accra	232	245	225	252	252	362	231	383
Anyinam	Eastern	74	303	258	119	119	364	274	209
Asamankese	Eastern	53	147	137	63	63	84	76	71
Ashaiman	Accra	544	281	212	613	613	476	232	857
Asokwa	Ashanti						293	116	177
Bawku	Upper East	224	17	20	221	221	-	-	221
Bekwai	Ashanti	796	682	521	957	957	497	522	932
Berekum	Bono	223	360	222	361	361	290	202	449
Bibiani	Wester North	115	67	108	74	74	88	62	100
Bolgatanga	Upper East	44	164	64	144	144	217	99	262
Cape Coast	Central	123	236	288	71	71	282	291	62
Dansoman	Accra						152	84	68

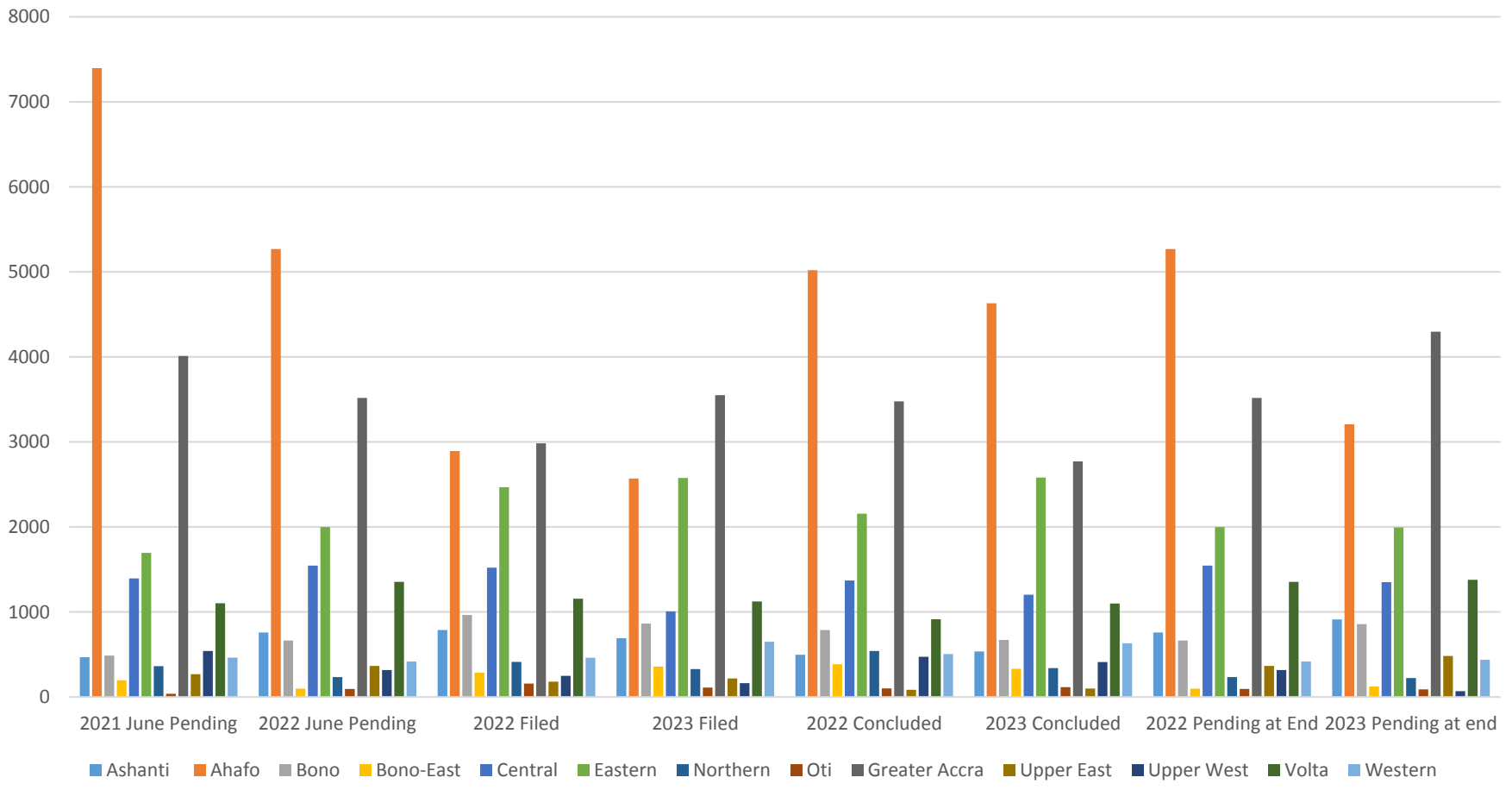
Denu	Volta	50	443	231	270	270	361	281	350
Dormaa Ahenkro	Bono	77	206	213	70	70	241	187	124
Duayaw Nkwanta	Ahafo	98	112	82	128	128	170	86	212
Dunkwa on Offin	Central	294	157	91	360	360	115	105	370
Fiapre	Bono	41	142	138	45	45	81	69	57
Goaso	Ahafo	370	675	415	630	630	496	435	691
Ho	Volta	152	100	86	166	166	154	155	165
Hohoe	Volta	645	217	149	713	713	182	162	733
Jasikan	Oti	38	157	100	95	95	110	115	90
Juabeng	Ashanti	200	167	168	199	199	153	227	125
Juaso	Ashanti	62	250	220	92	92	249	196	145
K.M.A.	Ashanti	316	111	119	308	308	201	249	260
Kasoa Ofaakor	Central	765	926	841	850	850	398	478	770
Keta	Volta	141	57	109	89	89	75	136	28
Kibi	Eastern	29	220	190	51	51	345	343	53
Koforidua	Eastern	137	409	405	141	141	351	182	310
Kpando	Volta	13	135	108	40	40	218	218	40
Kumasi - Adum 1	Ashanti	3,415	447	1,547	2,315	2,315	214	1,780	749
Kumawu	Ashanti	16	6	12	10	10	9	17	2
Kwabinya	Accra	312	206	133	385	385	176	179	382
Kwadaso	Ashanti						79	43	36
Lawra	Upper West	7	12	17	2	2	54	46	10
Mankesim	Central	8	83	66	25	25	75	65	35
Mpraeso	Eastern	64	370	363	71	71	314	303	82
Nkawie	Ashanti	1,936	304	1,559	681	681	173	625	229
Nsawam	Eastern	95	173	167	101	101	143	140	104
Nsuta	Ashanti	137	231	267	101	101	234	228	107
Obuasi	Ashanti	110	196	166	140	140	137	144	133
Odumase Krobo	Eastern	534	386	119	801	801	277	850	228

Offinso	Ashanti	235	307	289	253	253	268	224	297
Police Headquarters	Accra						89	54	35
Sekondi	Western	77	37	48	66	66	34	45	55
Sogakofe	Volta	102	204	231	75	75	134	147	62
Suhum	Eastern	16	99	104	11	11	102	80	33
Sunyani	Bono	146	257	215	188	188	251	212	227
Takoradi - A	Western	123	105	109	119	119	177	125	171
Takoradi - B	Western	70	75	94	51	51	117	93	75
Tamale	Northern	200	235	393	42	42	159	181	20
Tarkwa	Western	192	244	254	182	182	322	369	135
Techiman	Bono East	196	286	385	97	97	357	331	123
Tema	Accra	234	246	192	288	288	178	210	256
Tepa	Ashanti	173	191	152	212	212	62	259	15
Wa	Upper West	533	237	456	314	314	109	365	58
Weija	Accra	679	528	916	291	291	462	302	451
Yendi	Northern	162	178	148	192	192	169	158	203
<b>Sub-Totals</b>		<b>18,535</b>	<b>14,586</b>	<b>16,417</b>	<b>16,704</b>	<b>16,704</b>	<b>14,293</b>	<b>15,479</b>	<b>15,518</b>

### CASELOAD OF CRIMINAL CASES IN THE CIRCUIT COURTS FOR THE YEARS 2021/2022 AND 2022/2023 COMPARED



### Criminal Cases Recorded in All The Circuit Courts for 2021/2022 and 2022/2023 Compared



## Statistics of Civil Cases in the District Courts

From July 2021 to June 2022

From July 2022 to June 2023

COURTS	From July 2021 to June 2022				From July 2022 to June 2023			
	No. of cases pending at the beginning of July 2021	No. of cases filed from July 2021 to June 2022	No. of cases concluded from July 2021 to June 2022	No. of cases pending at the end of June 2022	No. of cases pending at the beginning of July 2022	No. of cases filed from July 2022 to June 2023	No. of cases concluded from July 2022 to June 2023	No. of cases pending at the end of June 2023
<b>Ashanti</b>								
Adum	277							
Adansi Asokwa						12	3	9
Agogo	206	194	180	220	220	210	239	191
Agona	151	169	227	93	93	181	137	137
Akomadan	36	4	1	39	39	136	147	28
Akropong	66	609	542	133	133	1258	1237	154
Asiwa	24	25	12	37	37	29	33	33
Asokore-Mampong	92	256	227	121	121	214	222	113
Asokwa	1,263	1199	1840	622	622	956	988	590
Bekwai	308	190	215	283	283	173	208	248
Boamang						1	0	1
Bonwire						17	6	11
Effiduase	422	368	295	495	495	335	236	594
Ejisu	322	389	352	359	359	468	664	163
Ejura	17	276	253	40	40	271	287	24
Fomena	129	141	207	63	63	109	118	54
Jacobu	163	80	72	171	171	75	84	162
Kodie	211	247	284	174	174	242	239	177
Konongo	183	410	327	266	266	328	386	208
Kumasi 1		372	309	220	220	525	570	175

Kumasi 2		477	453	145	145	683	621	207
Kuntunase	136	187	180	143	143	157	157	143
Kwaso	27	27	30	24	24	60	38	46
Mampong	139	282	266	155	155	306	226	235
Mampongte	268	452	359	361	361	408	368	401
Mankraso	103	126	157	72	72	109	123	58
Manso-Adubia	125	140	54	211	211	135	54	292
Manso-Nkwanta	149	195	180	164	164	171	128	207
New-Edubiase	201	151	143	209	209	204	136	277
Ntonso						13	2	11
Nyinahim	73	85	75	83	83	93	82	94
Obuasi	455	341	607	189	189	562	375	376
Offinso	191	184	286	89	89	200	156	133
Pakyi No. 2						39	19	20
Tepa	161	130	114	177	177	134	261	50
Toase						40	37	3
Twedie	284	162	106	340	340	240	371	209
Wiamoase						47	2	45
<b>Regional Totals</b>	6,182	7,868	8,353	5,698	5,698	9,141	8,960	5,879
<b>Ahafo</b>								
Bechem	50	194	173	71	71	122	123	70
Duayaw Nkwanta	63	109	85	87	87	103	162	28
Goaso	164	193	153	204	204	183	312	75
Kenyasi	96	72	81	87	87	115	157	45
Kukuom	163	65	131	97	97	63	130	30
<b>Regional Totals</b>	536	633	623	546	546	586	884	248
<b>Bono</b>								
Berekum	542	200	145	597	597	126	122	601

Drobo	97	145	146	96	96	152	75	173
Nsoatre	66	131	134	63	63	140	139	64
Sampa	15	31	28	18	18	70	52	36
Sunyani 'A'	115	376	398	93	93	381	308	166
Sunyani 'B'	464	118	64	518	518	218	127	609
Wamfie	119	104	67	156	156	112	158	110
Wenchi	77	158	116	119	119	219	165	173
<b>Regional Totals</b>	1,495	1,263	1,098	1,660	1,660	1,418	1,146	1,932
<b>Bono-East</b>								
Atebubu	141	182	302	21	21	223	174	70
Jema	36	19	17	38	38	0	0	38
Kintampo	296	164	120	340	340	221	445	116
Kwame Danso	17	76	77	16	16	89	82	23
Nkoranza	33	112	89	56	56	160	138	78
Tuobodom	461	265	436	290	290	296	230	356
<b>Regional Totals</b>	984	818	1,041	761	761	989	1,069	681

## Statistics of Civil Cases in the District Courts

From July 2021 to June 2022

From July 2022 to June 2023

COURTS	From July 2021 to June 2022				From July 2022 to June 2023			
	No. of cases pending at the beginning of July 2021	No. of cases filed from July 2021 to June 2022	No. of cases concluded from July 2021 to June 2022	No. of cases pending at the end of June 2022	No. of cases pending at the beginning of July 2022	No. of cases filed from July 2022 to June 2023	No. of cases concluded from July 2022 to June 2023	No. of cases pending at the end of June 2023
<b>Greater Accra</b>								
Achimota	107	452	364	195	195	475	322	348
Ada	121	129	138	112	112	151	87	176
Adentan	601	771	887	485	485	896	704	677
Adjabeng	448	672	538	582	582	589	338	833
Amasaman	252	1084	1162	174	174	1098	985	287
Ashaiman	1,441	592	1068	965	965	707	926	746
Asofaa						107	50	57
Dodowa	186	335	277	244	244	372	288	328
Family and Juvenile	74	534	508	99	99	714	643	170
Kaneshie	629	1219	694	1154	1154	1112	1350	916
La Trade Fair	155	335	369	121	121	415	331	205
Madina	552	866	685	733	733	914	945	702
Ngleshie						96	60	36
police HQTS		10	1	9	9	38	26	21
Prampram	250	229	171	308	308	231	140	399
Sege	124	81	145	60	60	76	66	70
Sowutuom	131	563	481	213	213	686	612	287
SSNIT	-							
Tema - TDC	223	348	292	279	279	244	265	258
Tema - W. House	257	563	366	454	454	452	212	694

Tema Com.Centre	18	281	246	53	53	474	463	64
Teshie Nungua	414	534	346	602	602	443	275	770
Weija	191	559	533	217	217	643	518	342
<b>Regional Totals</b>	6,174	10,157	9,271	7,059	7,059	10,933	9,606	8,386
<b>Upper East</b>								
Bawku	18	30	23	25	25	0	-	25
Bolgatanga	225	206	315	116	116	175	240	51
Bongo	22	37	35	24	24	40	40	24
Garu	5	48	47	6	6	42	34	14
Navrongo	129	139	143	125	125	105	95	135
Sandema	20	32	42	10	10	16	14	12
Zebilla	54	16	19	51	51	36	79	8
<b>Regional Totals</b>	473	508	624	357	357	414	502	269
<b>Upper West</b>								
Jirapa	11	82	71	22	22	98	92	28
Nadoli						25	16	9
Nandom	12	58	63	7	7	59	49	17
Tumu	29	51	69	11	11	32	30	13
Wa	101	212	124	189	189	264	253	200
<b>Regional Totals</b>	153	403	327	229	229	478	440	267

## Statistics of Civil Cases in the District Courts

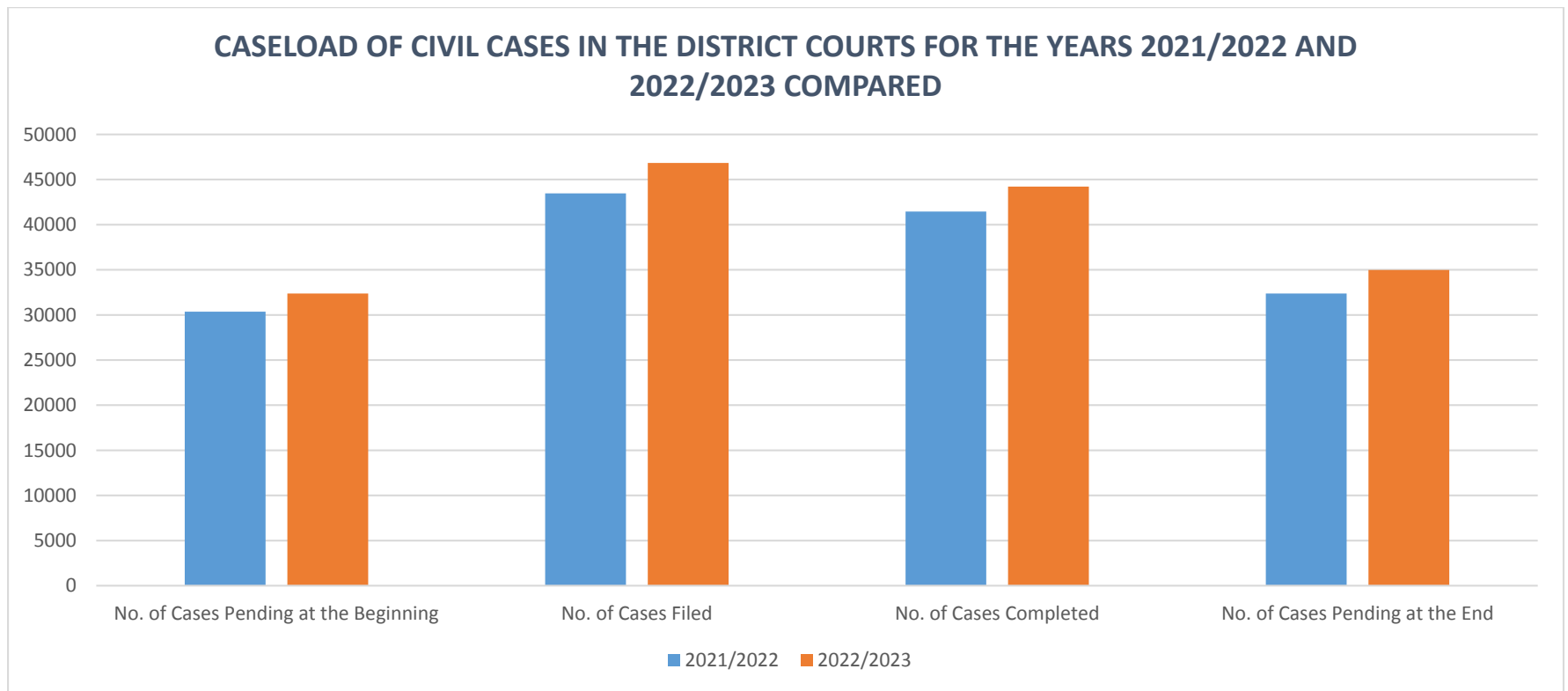
From July 2021 to June 2022

From July 2022 to June 2023

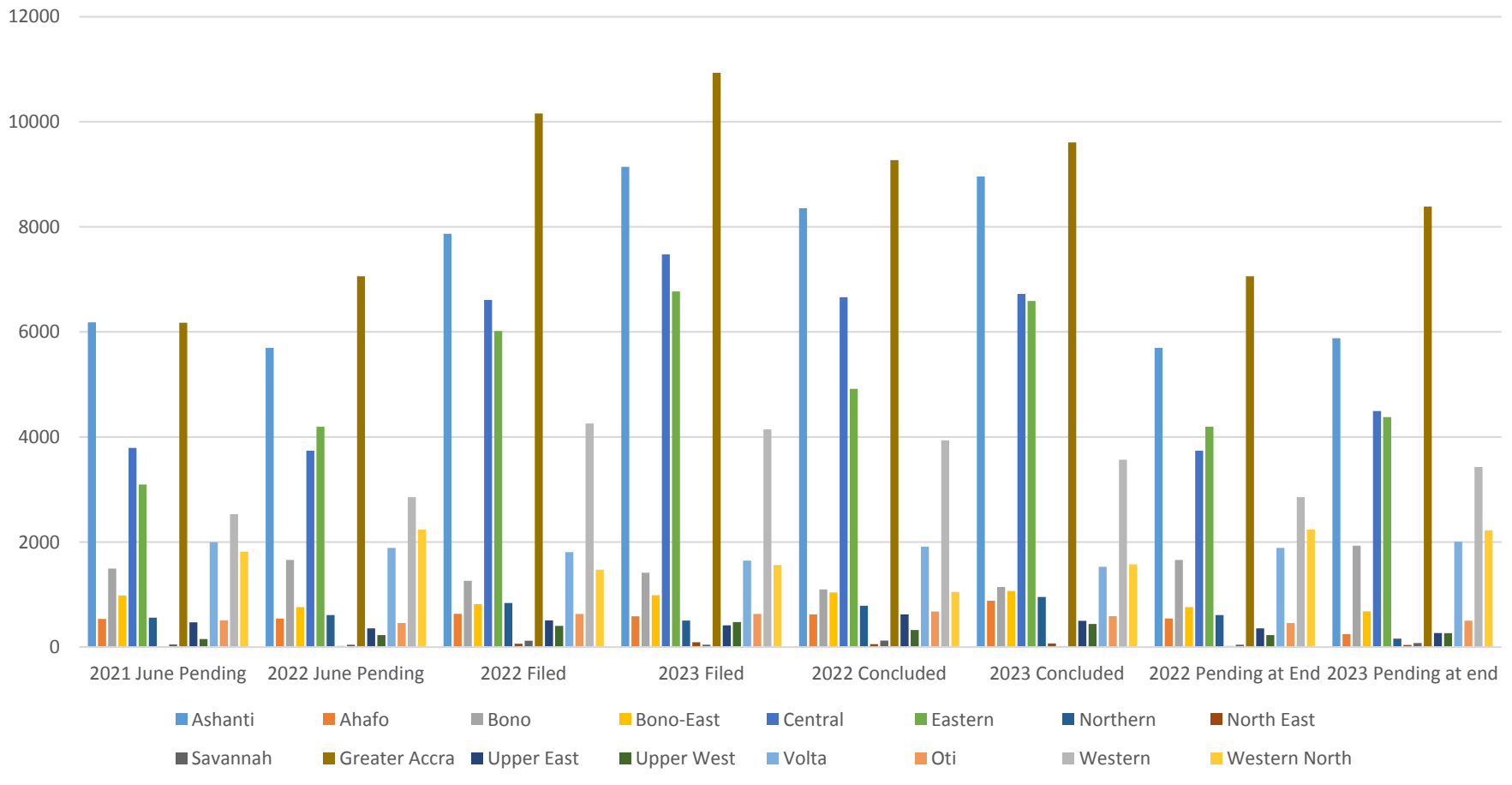
COURTS	From July 2021 to June 2022				From July 2022 to June 2023			
	No. of cases pending at the beginning of July 2021	No. of cases filed from July 2021 to June 2022	No. of cases concluded from July 2021 to June 2022	No. of cases pending at the end of June 2022	No. of cases pending at the beginning of July 2022	No. of cases filed from July 2022 to June 2023	No. of cases concluded from July 2022 to June 2023	No. of cases pending at the end of June 2023
<b>Volta</b>								
Abor	49	70	54	65	65	41	29	77
Adaklu	1	10	5	6	6	9	10	5
Adidome	94	64	59	99	99	57	46	110
Aflao	36	161	143	54	54	191	132	113
Agbozume	251	118	119	250	250	101	236	115
Agotime-Kpetoe	31	34	32	33	33	37	27	43
Akatsi	278	52	31	299	299	62	28	333
Anloga	167	137	244	60	60	105	127	38
Ave-Dakpa	14	12	15	11	11	18	17	12
Dabala	72	113	103	82	82	82	59	105
Dzodze	181	162	146	197	197	155	169	183
Dzolokpuita	75	73	39	109	109	56	117	48
Ho 1	217	194	331	80	80	200	140	140
Ho 2	138	174	209	103	103	122	104	121
Hohoe	44	167	139	72	72	143	98	117
New-Ayomah	101	88	57	132	132	-	-	132
Peki	137	60	43	154	154	127	86	195
Vakpo	86	96	130	52	52	116	78	90
Ve-Golokwati	23	23	14	32	32	24	26	30
<b>Regional Totals</b>	1,995	1,808	1,913	1,890	1,890	1,646	1,529	2,007

<b>Oti</b>									
Chinderi									
Dambai	55	42	26	71	71	66	96	41	
Jasikan	118	30	72	76	76	39	27	88	
Kadjebi	71	162	157	76	76	235	190	121	
Kete-Krachi	57	54	84	27	27	47	47	27	
Kpando	46	157	156	47	47	39	44	42	
Kpassa	29	108	80	57	57	129	121	65	
Krachi Nkwanta	133	77	104	106	106	77	64	119	
<b>Regional Totals</b>	509	630	679	460	460	632	589	503	
<b>Western</b>									
Agona Ahanta	95	198	200	93	93	225	188	130	
Asankrangwa	112	256	231	137	137	206	125	218	
Axim	97	126	104	119	119	100	61	158	
Daboase	28	95	90	33	33	100	68	65	
Half Assini	216	230	339	107	107	236	143	200	
Nkroful	59	249	260	48	48	169	112	105	
Prestea	283	270	172	381	381	194	176	399	
Sekondi A	136	285	257	164	164	333	235	262	
Sekondi B	93	329	276	146	146	292	219	219	
Shama	94	201	103	192	192	393	494	91	
Takoradi Harbour	70	421	283	208	208	417	345	280	
Takoradi Market	101	849	810	140	140	790	780	150	
Tarkwa	551	541	547	545	545	502	402	645	
Wassa Akropong	597	207	263	541	541	187	220	508	
<b>Regional Totals</b>	2,532	4,257	3,935	2,854	2,854	4,144	3,568	3,430	
<b>Western North</b>									
Bibiani	277	309	186	400	400	342	244	498	

Enchi	209	162	145	226	226	158	108	276
Sefwi Debiso	91	206	192	105	105	230	161	174
Sefwi Juaboso	228	267	195	300	300	286	326	260
Sefwi Wiawso	1,010	531	334	1,207	1207	547	738	1016
<b>Regional Totals</b>	1,815	1,475	1,052	2,238	<b>2,238</b>	<b>1,563</b>	<b>1,577</b>	<b>2,224</b>
<b>Grand Totals</b>	<b>30,360</b>	<b>43,471</b>	<b>41,464</b>	<b>32,367</b>	<b>32,367</b>	<b>46,907</b>	<b>44,268</b>	<b>35,006</b>



### Civil Cases Recorded in All The District Courts for 2021/2022 and 2022/2023 Compared



## Statistics of Criminal Cases in the Districts Court

From July 2021 to June 2022

From July 2022 to June 2023

COURTS	From July 2021 to June 2022				From July 2022 to June 2023			
	No. of cases pending at the beginning of July 2021	No. of cases filed from July 2021 to June 2022	No. of cases concluded from July 2021 to June 2022	No. of cases pending at the end of June 2022	No. of cases pending at the beginning of July 2022	No. of cases filed from July 2022 to June 2023	No. of cases concluded from July 2022 to June 2023	No. of cases pending at the end of June 2023
<b>Ashanti</b>								
Adum								
Adansi Asokwa	233					2	2	0
Agogo	82	178	206	54	54	172	168	58
Agona	38	63	88	13	13	90	68	35
Akomadan	30	163	156	37	37	143	168	12
Akropong	51	561	521	91	91	751	754	88
Asiwa	2	29	25	6	6	37	31	12
Asokore-Mampong	59	353	329	83	83	409	352	140
Asokwa	319	801	835	285	285	668	563	390
Bekwai	155	185	209	131	131	144	177	98
Boamang						33	16	17
Bonwire						16	11	5
Effiduase	168	473	449	192	192	428	349	271
Ejisu	98	284	230	152	152	418	525	45
Ejura	14	110	94	30	30	180	146	64
Fomena	63	133	162	34	34	93	108	19
Jacobu	15	50	52	13	13	86	71	28
Kodie	79	251	273	57	57	249	179	127
Konongo	81	277	250	108	108	177	233	52
Kumasi 1		291	205	260	260	266	211	315
Kumasi 2		348	343	64	64	314	282	96

Kuntunase	90	258	222	126		126	231	268	89
Kwaso	10	53	50	13		13	110	88	35
Mampong	60	278	231	107		107	264	240	131
Mampong	306	705	535	476		476	527	459	544
Mankraso	71	75	134	12		12	50	42	20
Manso-Adubia	84	101	67	118		118	177	138	157
Manso-Nkwanta	96	160	194	62		62	121	102	81
New-Edubiase	80	69	61	88		88	50	81	57
Ntonso							2	0	2
Nyinahim	48	221	220	49		49	213	175	87
Obuasi	242	212	358	96		96	342	322	116
Offinso	154	161	124	191		191	163	82	272
Pakyi No. 2							63	49	14
Tepa	86	119	92	113		113	69	171	11
Toase							69	64	5
Twedie	323	474	318	479		479	211	581	109
Wiamoase							2	1	1
<b>Regional Totals</b>	3,137	7,436	7,033	3,540		3,540	7,340	7,277	3,603
<b>Ahafo</b>									
Bechem	10	70	46	34		34	134	74	94
Duayaw Nkwanta	17	39	29	27		27	47	53	21
Goaso	180	367	302	245		245	436	632	49
Kenyasi	109	110	82	137		137	171	215	93
Kukuom	121	86	182	25		25	44	40	29
<b>Regional Totals</b>	437	672	641	468		468	832	1,014	286
<b>Bono</b>									
Berekum	623	207	150	680		680	168	134	714
Drobo	32	140	126	46		46	122	88	80
Nsoatre	137	155	208	84		84	85	74	95
Sampa	32	207	184	55		55	133	127	61

Sunyani 'A'	13	76	79	10		10	54	50	14
Sunyani 'B'	244	101	251	94		94	164	105	153
Wamfie	51	76	75	52		52	143	139	56
Wenchi	85	221	164	142		142	326	279	189
<b>Regional Totals</b>	1,217	1,183	1,237	1,163		1,163	1,195	996	1,362
<b>Bono-East</b>									
Atebubu	292	194	242	244		244	198	262	180
Jema	23	25	35	13		13	0	0	13
Kintampo	38	220	217	41		41	101	128	14
Kwame Danso	16	110	108	18		18	101	88	31
Nkoranza	31	134	116	49		49	84	74	59
Tuobodom	392	473	722	143		143	601	525	219
<b>Regional Totals</b>	792	1,156	1,440	508		508	1,085	1,077	516

## Statistics of Criminal Cases in the Districts Court

From July 2021 to June 2022

From July 2022 to June 2023

COURTS	No. of cases pending at the beginning of July 2021	No. of cases filed from July 2021 to June 2022	No. of cases concluded from July 2021 to June 2022	No. of cases pending at the end of June 2022		No. of cases pending at the beginning of July 2022	No. of cases filed from July 2022 to June 2023	No. of cases concluded from July 2022 to June 2023	No. of cases pending at the end of June 2023
<b>Central</b>									
Abura Dunkwa	69	203	184	88		88	165	156	97
Agona Swedru	97	400	354	143		143	417	416	144
Ajumako	74	110	102	82		82	100	110	72
Apam	117	178	110	185		185	178	116	247
Assin Fosu	192	388	346	234		234	361	402	193
Awutu	55	468	457	66		66	970	961	75
Breman Asikuma	24	122	122	24		24	122	117	29
Cape Coast	73	142	153	16		16	111	89	38
Cape Coast 2	-	334	274	106		106	368	281	193
Dawurampong	111	32	54	89		89	19	100	8
Diaso	10	67	71	6		6	82	60	28
Dunkwa On Offin	85	281	291	75		75	260	226	109
Elimina	98	156	168	86		86	121	126	81
Essakyir	1	18	14	5		5	20	16	9
Kasoa	26	238	205	59		59	302	263	98
Kasoa Ofaakor	99	67	96	70		70	152	107	115
Mankesim	5	145	119	31		31	219	211	39
Nyankumasi Ahenkro	32	230	217	45		45	145	154	36
Saltpond	177	126	104	199		199	89	271	17
Twifo Praso	99	237	284	52		52	223	205	70

Winneba	47	173	166	54		54	107	122	39
<b>Regional Totals</b>	1,491	4,115	3,891	1715		1715	4,531	4,509	1,737
<b>Eastern</b>									
Abetifi	25	87	72	40		40	89	106	23
Aburi							10	10	0
Akim Oda	90	324	310	104		104	212	191	125
Akim Ofuase	19	111	86	44		44	74	86	32
Asamankese	34	306	261	79		79	389	447	21
Asesewa	64	96	61	99		99	68	73	94
Begoro	8	211	212	7		7	71	52	26
Donkorkrom	8	121	108	21		21	167	140	48
Kade	27	408	404	31		31	437	384	84
Kibi	29	138	139	28		28	106	107	27
Koforidua-A	66	291	198	159		159	452	340	271
Koforidua-B	139	132	127	144		144	57	66	135
Kwabeng	11	28	26	13		13	102	95	20
Mampong Akwapim	86	262	191	157		157	323	295	185
New Abirem	92	70	59	103		103	138	210	31
New Tafo	14	41	34	21		21	149	105	65
Nkawkaw	85	538	479	144		144	749	705	188
Nsawam	264	458	330	392		392	492	534	350
Osino							8	8	0
Senchi	111	134	117	128		128	167	151	144
Somanya	400	208	173	435		435	246	205	476
Suhum	61	339	319	81		81	270	320	31
<b>Regional Totals</b>	1,633	4,303	3,706	2230		2230	4,776	4,630	2,376
<b>Northern</b>									
Bimbila	37	34	31	40		40	40	64	16
Tamale A	187	341	160	368		368	110	388	90
Tamale B	135	180	184	131		131	122	151	102

Wulensi	1	52	41	12		12	64	67	9
Kpandi							10	6	4
<b>Regional Totals</b>	360	607	416	551		551	346	676	221
<b>North East</b>									
Nalerigu	10	73	59	24		24	85	77	32
Walewale	83	68	53	98		98	41	47	92
<b>Regional Totals</b>	93	141	112	122		122	<b>126</b>	<b>124</b>	<b>124</b>
<b>Savannah</b>									
Bole	151	321	327	145		145	276	236	185
Salaga	9	64	60	13		13	11	12	12
<b>Regional Totals</b>	160	385	387	158		158	<b>287</b>	<b>248</b>	<b>197</b>

## Statistics of Criminal Cases in the Districts Court

From July 2021 to June 2022

From July 2022 to June 2023

COURTS	From July 2021 to June 2022				From July 2022 to June 2023			
	No. of cases pending at the beginning of July 2021	No. of cases filed from July 2021 to June 2022	No. of cases concluded from July 2021 to June 2022	No. of cases pending at the end of June 2022	No. of cases pending at the beginning of July 2022	No. of cases filed from July 2022 to June 2023	No. of cases concluded from July 2022 to June 2023	No. of cases pending at the end of June 2023
<b>Greater Accra</b>								
Achimota	400	1,550	1,558	392	392	1,959	2,066	285
Ada	57	166	114	109	109	185	133	161
Adentan	445	928	1,021	352	352	991	1,108	235
Adjabeng	165	525	460	230	230	384	133	481
Amasaman	379	622	612	389	389	810	841	358
Ashaiman	427	754	703	478	478	521	910	89
Asofaa						116	85	31
Dodowa	404	131	154	381	381	211	124	468
Family and Juvenile	12	37	40	9	9	22	24	7
Kaneshie	412	945	729	628	628	865	927	566
La Trade Fair	459	1,461	1,406	514	514	2,058	1,921	651
Madina	589	852	666	775	775	1,452	2,041	186
Ngleshie						137	97	40
Police HQTS		3	1	2	2	30	16	16
Prampram	115	337	151	301	301	85	203	183
Sege	122	61	150	33	33	62	62	33
Sowutuom	90	386	329	147	147	424	317	254
SSNIT A	3,216	704	656	1,765	1,765	572	900	1,437
SSNIT B		926	1,059	1,107	1,107	496	1,142	461
SSNIT C		869	859	269	269	372	566	75
Tema - TDC	55	77	78	54	54	1,251	1,117	188

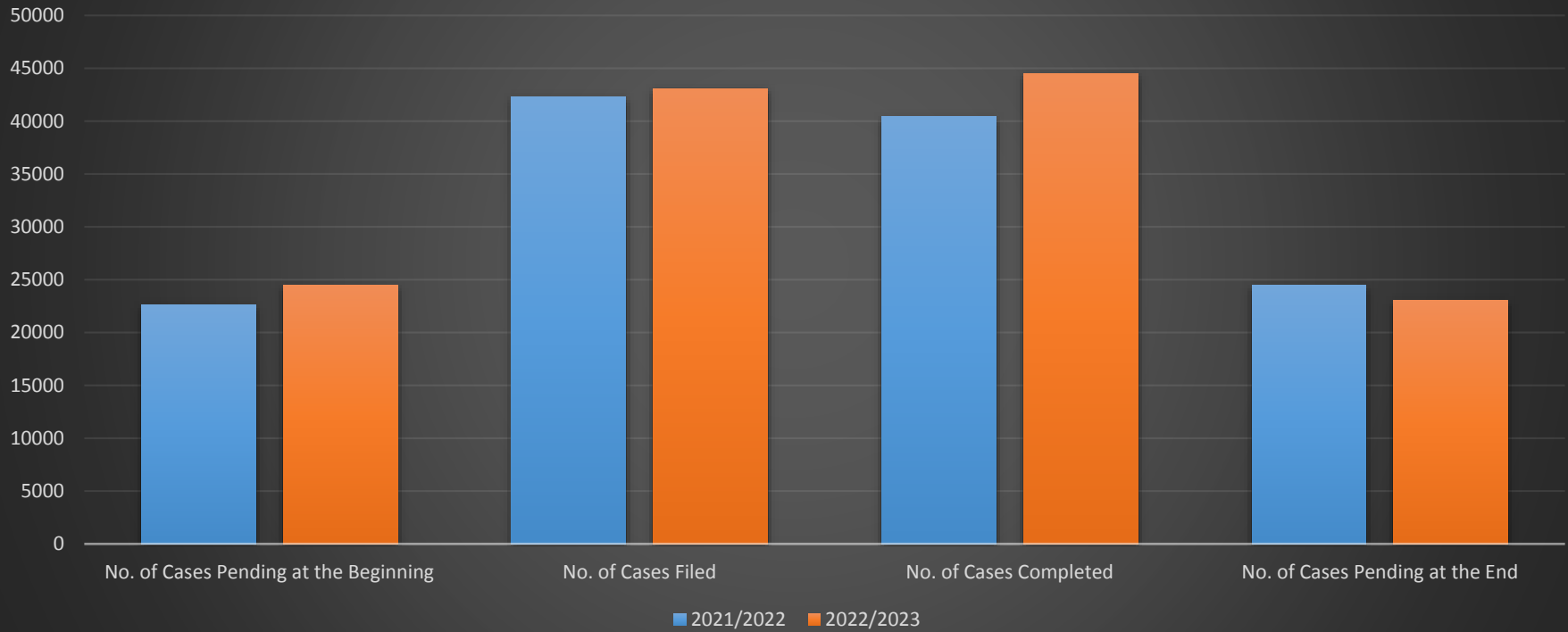
Tema - W. House	66	40	58	48		48	182	155	75
Tema Com.Centre	70	743	721	92		92	22	31	83
Teshie Nungua	371	597	454	514		514	320	218	616
Weija	262	870	973	159		159	484	616	27
<b>Regional Totals</b>	8,116	13,584	12,952	8748		8748	14,011	15,753	7,006
<b>Upper East</b>									
Bawku	63	51	33	81		81	0	0	81
Bolgatanga	451	419	633	237		237	329	462	104
Bongo	20	45	45	20		20	67	77	10
Garu	10	70	44	36		36	91	93	34
Navrongo	33	173	145	61		61	228	188	101
Sandema	57	55	106	6		6	27	26	7
Zebilla	80	29	19	90		90	48	120	18
<b>Regional Totals</b>	714	842	1,025	531		531	790	966	355
<b>Upper West</b>									
Jirapa	11	110	114	7		7	88	80	15
Nadoli							30	20	10
Nandom	12	72	61	23		23	33	31	25
Tumu	29	59	72	16		16	48	56	8
Wa	101	167	171	97		97	304	228	173
<b>Regional Totals</b>	153	408	418	143		143	503	415	231



Dambai	29	126	84	71	71	90	156	5
Jasikan	24	29	23	30	30	33	30	33
Kadjebi	13	100	100	13	13	113	103	23
Kete-Krachi	4	92	81	15	15	29	18	26
Kpando	28	93	65	56	56	14	4	66
Kpassa	11	24	21	14	14	14	4	24
Krachi Nkwanta	78	126	172	32	32	90	86	36
<b>Regional Totals</b>	187	590	546	231	231	383	401	213
<b>Western</b>								
Agona Ahanta	32	125	120	37	37	104	123	18
Asankrangwa	132	716	530	318	318	725	617	426
Axim	66	107	110	63	63	77	59	81
Daboase	10	80	73	17	17	167	133	51
Half Assini	367	355	549	173	173	334	328	179
Nkroful	20	180	178	22	22	144	131	35
Prestea	265	286	220	331	331	307	259	379
Sekondi A	2	37	36	3	3	69	67	5
Sekondi B	7	212	192	27	27	131	152	6
Shama	59	101	70	90	90	151	180	61
Takoradi Harbour	223	366	263	326	326	335	500	161
Takoradi Market	32	297	286	43	43	326	300	69
Tarkwa	200	553	469	284	284	595	515	364
Wassa Akropong	107	148	159	96	96	215	238	73
<b>Regional Totals</b>	1,522	3,563	3,255	1,830	1,830	3,680	3,602	1,908
<b>Western</b>								
Bibiani	114	143	113	144	144	176	116	204
Enchi	223	258	244	237	237	233	242	228
Sefwi Debiso	292	211	428	75	75	235	157	153
Sefwi Juaboso	86	389	374	101	101	240	266	75
Sefwi Wiawso	567	634	502	699	699	647	571	775

<b>Regional Totals</b>	1,282	1,635	1,661	1,256		1,256	1,531	1,352	1,435
<b>Grand Totals</b>	<b>22,584</b>	<b>42,266</b>	<b>40,420</b>	<b>24,430</b>	-	<b>24,430</b>	<b>43,082</b>	<b>44,502</b>	<b>23,010</b>

### CASELOAD OF CRIMINAL CASES IN THE DISTRICT COURTS FOR THE YEARS 2021/2022 AND 2022/2023 COMPARED



## Criminal Cases Recorded in All The District Courts for 2021/2022 and 2022/2023 Compared

